



(43) International Publication Date  
16 August 2012 (16.08.2012)

- (51) International Patent Classification:  
C07C 211/49 (2006.01) C05D 9/00 (2006.01)  
C07F 5/00 (2006.01)
- (21) International Application Number:  
PCT/US2012/024752
- (22) International Filing Date:  
10 February 2012 (10.02.2012)
- (25) Filing Language: English
- (26) Publication Language: English
- (30) Priority Data:  
61/441,732 11 February 2011 (11.02.2011) US
- (71) Applicant (for all designated States except US): WASHINGTON UNIVERSITY [US/US]; One Brookings Drive, Saint Louis, Missouri 63130 (US).
- (72) Inventors; and
- (75) Inventors/Applicants (for US only): SHARMA, Vijay [US/US]; 215 Spyglass Hill Drive, Wildwood, Missouri 63040 (US). SIVAPACKIAM, Jothilingam [IN/US]; 1089 Raritan Dr, St. Louis, MO 63119 (US). PIWNICAWORMS, David [US/US]; 45 Godwin Ln, Ladue, Missouri 63124 (US).
- (74) Agents: ZACKSON, Saul et al.; 1015 Locust Street, Suite 750, Saint Louis, Missouri 63101 (US).

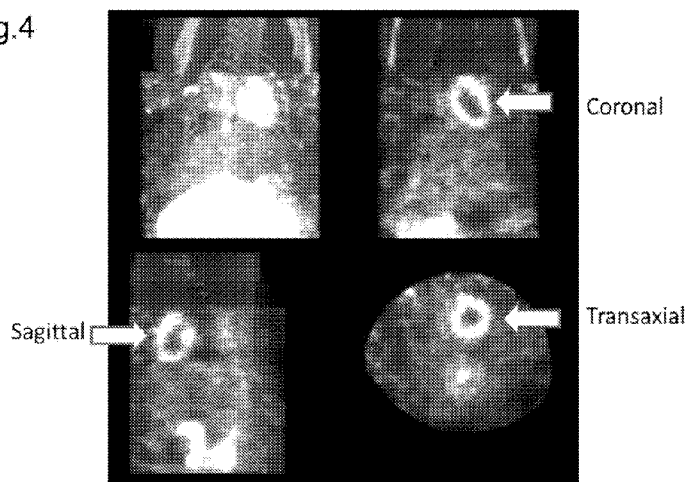
- (81) Designated States (unless otherwise indicated, for every kind of national protection available): AE, AG, AL, AM, AO, AT, AU, AZ, BA, BB, BG, BH, BR, BW, BY, BZ, CA, CH, CL, CN, CO, CR, CU, CZ, DE, DK, DM, DO, DZ, EC, EE, EG, ES, FI, GB, GD, GE, GH, GM, GT, HN, HR, HU, ID, IL, IN, IS, JP, KE, KG, KM, KN, KP, KR, KZ, LA, LC, LK, LR, LS, LT, LU, LY, MA, MD, ME, MG, MK, MN, MW, MX, MY, MZ, NA, NG, NI, NO, NZ, OM, PE, PG, PH, PL, PT, QA, RO, RS, RU, RW, SC, SD, SE, SG, SK, SL, SM, ST, SV, SY, TH, TJ, TM, TN, TR, TT, TZ, UA, UG, US, UZ, VC, VN, ZA, ZM, ZW.
- (84) Designated States (unless otherwise indicated, for every kind of regional protection available): ARIPO (BW, GH, GM, KE, LR, LS, MW, MZ, NA, RW, SD, SL, SZ, TZ, UG, ZM, ZW), Eurasian (AM, AZ, BY, KG, KZ, MD, RU, TJ, TM), European (AL, AT, BE, BG, CH, CY, CZ, DE, DK, EE, ES, FI, FR, GB, GR, HR, HU, IE, IS, IT, LT, LU, LV, MC, MK, MT, NL, NO, PL, PT, RO, RS, SE, SI, SK, SM, TR), OAPI (BF, BJ, CF, CG, CI, CM, GA, GN, GQ, GW, ML, MR, NE, SN, TD, TG).

Published:

- without international search report and to be republished upon receipt of that report (Rule 48.2(g))

(54) Title: PET/SPECT AGENTS FOR APPLICATIONS IN BIOMEDICAL IMAGING

Fig.4



(57) Abstract: Tracers that can be used for PET or SPECT imaging of the distribution of Pgp are disclosed. The tracers are metallo-probes that can comprise a radioactive metal ion such as <sup>67</sup>Ga or <sup>68</sup>Ga. Methods of synthesizing the tracers, and methods of imaging heart and other tissues are also disclosed. The tracers can be used to obtain high signal-to-background ratios for imaging tissues *in vivo* such as heart or tumor tissue. In various embodiments, disclosed tracers can exhibit, a) enhanced first pass extraction into heart tissue compared to presently available probes, b) linearity with true blood flow, c) enhanced detection of myocardial viability compared to presently available probes, d) reduced liver retention compared to presently available probes, and e) more efficient clearance from non cardiac and adjoining tissues compared to presently available probes.

## PET/SPECT Agents for Applications in Biomedical Imaging

## Cross-reference to related applications

The present application is a PCT application claiming priority to US Provisional Patent Application Serial No. 61/441,732 filed February 11, 2011, which is herein incorporated by reference in its entirety.

## Technical Field

The present disclosure is in the field of ligands and radioisotopic tracers that can be useful as imaging agents for *in vivo* positron emission tomography (PET) or single photon emission computed tomography (SPECT) imaging of tissues such as heart or tumors.

## Background art

Coronary heart disease (CHD) is a leading cause of death in the United States. Annual costs of approximately \$475 billion have been estimated by the NIH for heart and stroke diseases. Myocardial perfusion scintigraphy is widely employed in the evaluation of patients with known or suspected coronary artery disease (CAD) and myocardial perfusion imaging (MPI) has acquired great value in nuclear cardiology. While  $^{99m}\text{Tc}$ -Sestamibi and  $^{201}\text{Tl}$ , both single photon agents, have dominated the MPI field for the past two decades, there has been great interest in the development of Positron Emission Tomography (PET) perfusion agents to exploit the potential for enhanced spatial and dynamic resolution that PET offers. However, no  $^{18}\text{F}$ -based agent is yet clinically available. Interestingly, there has been a recent increase in world-wide intensity for developing  $^{68}\text{Ga}$ -based radiopharmaceuticals as potential new PET agents, which may provide a non-cyclotron-based resource for new PET radiopharmaceuticals and applications. In addition, recent threats to the stable production and supply chain of  $^{99m}\text{Tc}$  have added further urgency to the search for a viable PET perfusion agent. Among the several agents that are commercially available for perfusion imaging, all of these suffer from one or more shortcomings that render them less than ideal for cardiac perfusion studies. Among these shortcomings are: a) limited first pass extraction at high flow ( $^{99m}\text{Tc}$ -Sestamibi and Thallous Chloride Tl-201) and b) poor liver clearance ( $^{99m}\text{Tc}$ -Sestamibi,  $^{99m}\text{Tc}$ -teboroxime,  $^{99m}\text{Tc}$ -Tetrofosmin, and  $^{99m}\text{Tc}$ -Q complexes). While the former factor can decrease sensitivity, the latter component can increase background noise from adjacent tissues thereby affecting signal-to-noise ratios. The resulting image quality can be less than optimal for interpretation by clinicians in nuclear medicine or physicians such as radiologists.

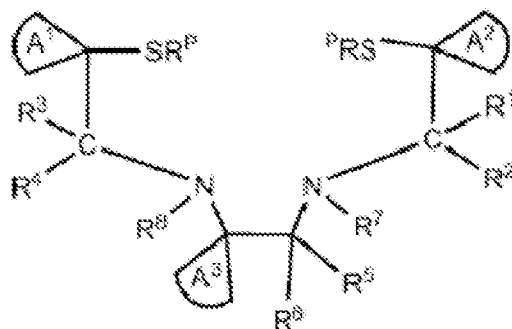
Positron Emission Tomography (PET) technology allows a three dimensional reconstruction of the distribution of radiopharmaceuticals *in vivo* to quantify tissue activity levels and allow high resolution imaging. Ga-68 is considered a short-lived positron emitting

radionuclide available from  $^{68}\text{Ge}/^{68}\text{Ga}$  generator systems. These systems are widely available in Europe and are employed for clinical applications across the continent. Such generator systems can be installed in any small nuclear medicine facility nationwide and are not dependent on cyclotrons to produce PET radionuclides. Furthermore, there are two gallium radioisotopes: Ga-68 and Ga-67. The other radionuclide, Gallium-67 can be produced from a cyclotron from Zinc-68 and has a half-life of 78.2 hours, and is commercially available as radioactive gallium chloride or gallium citrate for single photon emission computed tomography (SPECT) applications.

The multidrug resistance (*MDR1*) P-glycoprotein (Pgp; ABCB1) is an outwardly directed membrane transporter expressed on the cell surface of many normal tissues as well as multidrug resistance cancers. Because Pgp is also expressed on the biliary surface of hepatocytes, the transporter functions to excrete substances into the bile. Thus, MPI agents that are recognized by Pgp, such as  $^{99\text{m}}\text{Tc}$ -sestambi, show rapid clearance profiles from the liver, which significantly reduces cross-contamination of liver signals into the inferior wall of the myocardium. This important property results in more reliable and enhanced quantitative analysis of myocardial images in nuclear medicine clinics.

Pgp is also localized on the luminal surface of vascular endothelial cells of the brain and serves as a component of the blood-brain barrier (BBB). Acting as an efflux transporter, Pgp is believed to block brain uptake of moderately hydrophobic drugs by directly excluding such substances from the CNS compartment, thereby offering a natural protection mechanism for the brain. Apart from the well-characterized role of Pgp as a mediator of chemotherapeutic multidrug resistance in cancer patients, Pgp has also been postulated to play an important role in development of A $\beta$ -pathophysiology within the brain, as well as in other neurodegenerative disorders. Additionally, many agents recognized by Pgp are moderately hydrophobic as well as cationic under physiological conditions; some hydrophobic cations are known to penetrate Pgp negative cells or tissues in response to negative transmembrane potentials (both plasma- and mitochondrial potentials), and are localized within the mitochondria. Among various tissues, myocardium is mitochondrial rich and is also a Pgp negative tissue.

WO2008/128058 of H. Kung discloses a compound of formula



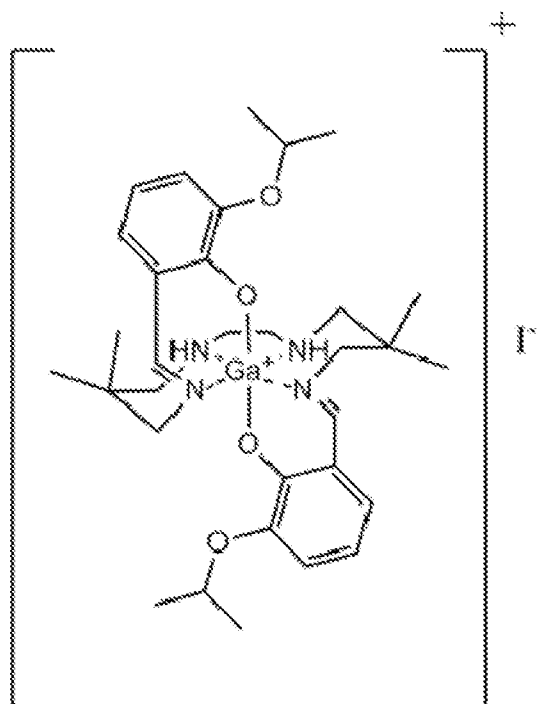
or a pharmaceutically acceptable salt thereof, wherein  $A^1$ ,  $A^2$  and  $A^3$  are the same or different cycloalkyl, wherein at least one of  $A^1$ ,  $A^2$  or  $A^3$  is substituted;  $R^1$ ,  $R^2$ ,  $R^3$ ,  $R^4$ ,  $R^5$ , and  $R^6$  are independently hydrogen or alkyl;  $R^7$  and  $R^8$  are independently hydrogen or alkyl, and  $R^p$  is hydrogen or a sulfhydryl protecting group.

#### Summary of Invention

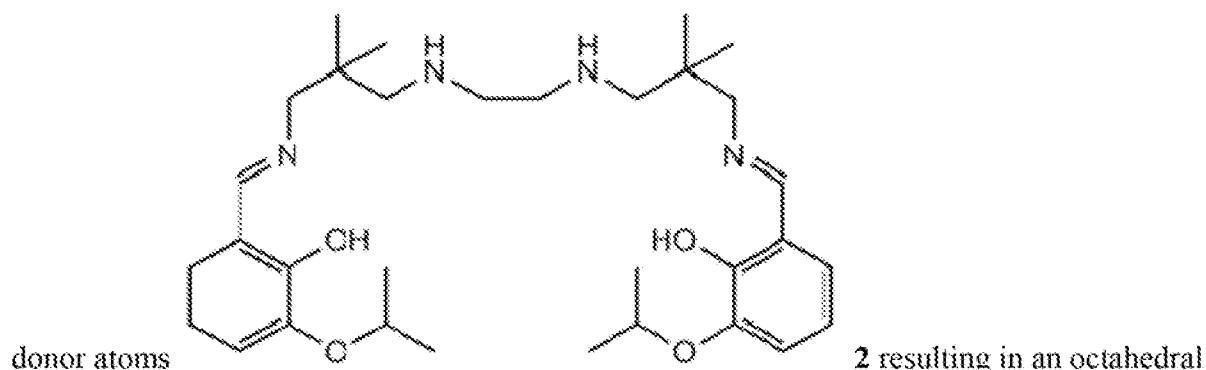
The present inventors have realized that MPI probes are needed that optimally have a combination of the following characteristics: a) enhanced first pass extraction into heart tissue compared to presently available probes, b) linearity with true blood flow, c) enhanced detection of myocardial viability compared to presently available probes, d) reduced liver retention compared to presently available probes, and e) more efficient clearance from non cardiac and adjoining tissues compared to presently available probes. Additionally, for a probe requiring the incorporation of a radionuclide, it would be advantageous if production of the radionuclide were not limited by proximity to a cyclotron or to a sophisticated radiochemistry laboratory.

In view of these needs, the present inventors have developed a series of tracers. The present teachings include compounds, chelates, complexes, and salts. In various embodiments, the compounds, chelates, complexes, and salts of the present teachings can be used as probes in positron emission tomography (PET scanning) and single photon emission computed tomography (SPECT imaging) in myocardial perfusion imaging. In various configurations, a tracer of the present teachings can be beneficial in myocardial perfusion imaging to evaluate the regional blood flow in the myocardium, monitor function of the blood-brain barrier in neurodegenerative diseases, probe diseases associated with mitochondrial dysfunction as well as apoptosis, and image drug-resistant tumors in cancer chemotherapy to stratify patients likely to benefit from a given chemotherapeutic treatment.

The present inventors have developed a gallium(III) agent



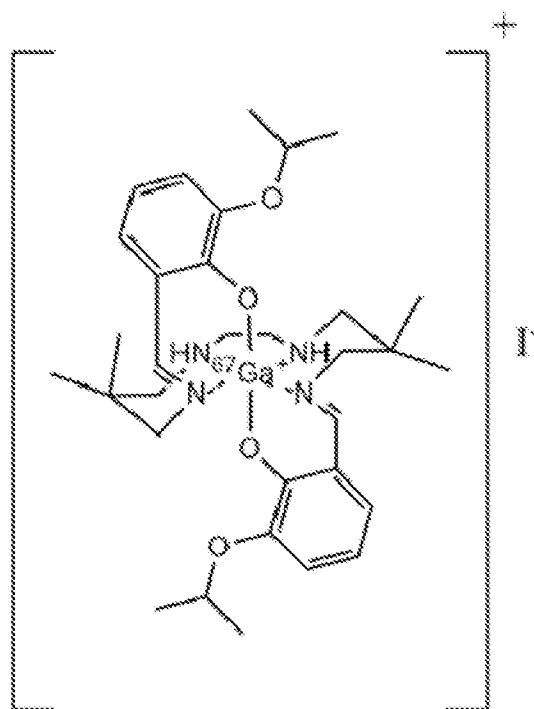
**1** incorporating an organic scaffold possessing six



geometry. The crystal structure of **1** showed a symmetrical engagement of the four nitrogen atoms in the equatorial plane and two axial phenolate atoms (FIG. 1). Following chemical characterization using routine analytical tools such as  $^1\text{H}$  NMR, proton-decoupled  $^{13}\text{C}$  NMR, and HRMS analysis, the agent could be validated via multiple bioassays *in cellulo* and *in vivo*. A  $^{67}\text{Ga}$ -labeled counterpart (**1A**) has been synthesized, characterized via HPLC (FIG. 2), and evaluated via cell transport studies and quantitative biodistribution studies in *mdr1a/1b*<sup>(-/-)</sup> gene-deleted mice and their wild-type (WT) counterparts. In some investigations, the radiolabeled  $^{67}\text{Ga}$ -analogue showed high accumulation in human epidermal carcinoma drug-sensitive KB-3-1 cells (-Pgp), human breast carcinoma MCF-7 (-Pgp) cells and low accumulation in MDR KB-8-5 (+Pgp), KB-8-5-11(++Pgp) cells, including the stably transfected MCF-7/MDR1 (+Pgp) cells. LY335979 (1 $\mu\text{M}$ ), an inhibitor of Pgp, enhanced accumulation in multidrug resistant (MDR, +Pgp) KB-8-5, KB-8-5-11

cells, and stably transfected MCF-7/MDR1 cells, thus demonstrating its responsiveness to Pgp-mediated functional transport activity in cellulo (FIG. 3). In *mdr1a/1b*<sup>(-/-)</sup> gene-deleted mice, the <sup>67</sup>Ga-metalloprobe showed 16-fold greater brain penetration and retention (%ID/g = 0.96) compared with WT counterparts (%ID/g = 0.06), 2h post injection of the agent **1A** (Table 1 and Table 2). Additionally, **1A** also showed 2.6 fold higher retention in blood of *mdr1a/1b*<sup>(-/-)</sup> gene-deleted mice compared with WT counterparts (Table 1 and Table 2), consistent with Pgp expression in white cells of WT mice. These data indicate the ability of **1A** to be transported by Pgp and to serve as a probe of the Pgp-mediated BBB.

An ideal myocardial imaging agent should show high concentration of the radiotracer in the myocardium relative to blood levels and relative to its concentration in the non-targeted tissues. Therefore, design characteristics for heart imaging can include: a) high myocardial tissue uptake, high heart/blood ratios for superior signal-to-noise, and prolonged retention in the myocardium relative to blood and other adjacent tissues in the thoracic cavity. In some



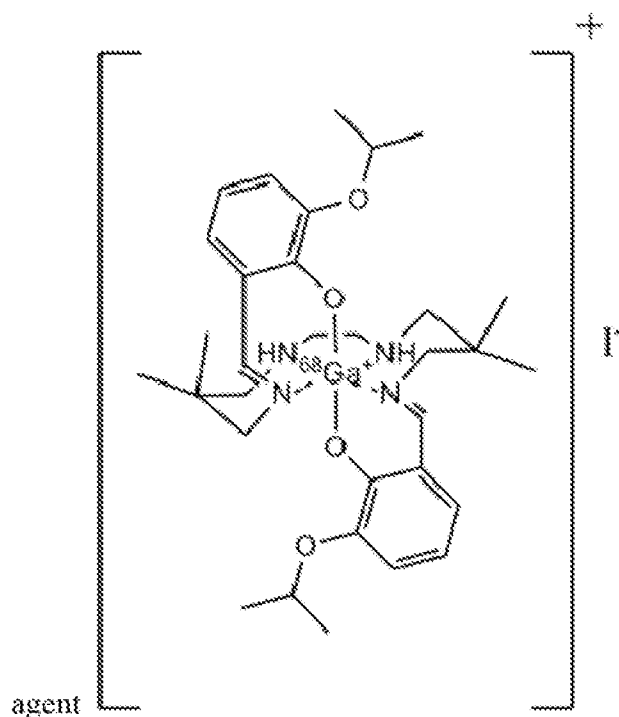
configurations, agent

**1A** can permeate heart tissue,

accompanied by a rapid clearance from the livers of mice (Table 1 and Table 2) and rats (Table 3), thus leading to high target-to-background ratios. In various aspects, these features can fulfill critical characteristics of an ideal probe for perfusion imaging. Furthermore, in some investigations, heart/blood and heart/liver ratios in rats tissues (Table 4) were found to be 138 and 8, respectively, at 120 min post injection (P.I.) These target-to-background ratios were 10.4 times (heart/blood) and 10.8 times (heart/liver) greater than ratios reported for

gallium-bisaminothiolate complexes for myocardial perfusion imaging in PCT application publication WO2008/128058 A1 of Kung. Additionally, in various configurations, synthesis, purification, and formulation of the agent can be accomplished in less than 60 minutes.

In some embodiments, the inventors' strategy can also include incorporation of Ga-68, a generator-produced radionuclide, into the scaffold. The present teachings also include



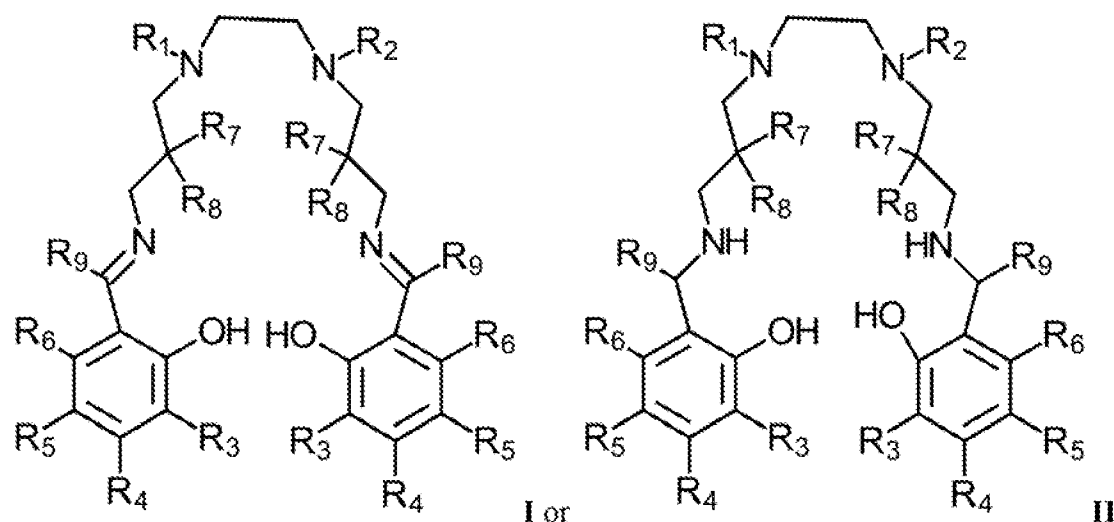
**1B.** In addition, the inventors disclose kits comprising a ligand of the present teachings. In various configurations, a kit can be used for distribution and/or on-site synthesis of a radiopharmaceutical agent such as **1A** and/or **1B**.

In various embodiments, the present teachings provide a platform technology for development of PET or SPECT myocardial perfusion imaging agents such as **1A** and **1B**.

In various embodiments, the present teachings include disclosure of synthesis schemes for some agents of the present teachings.

In various configurations, probes of the present teachings, such as  $^{67}\text{Ga}$  and  $^{68}\text{Ga}$ -metalloprobes, can also enable noninvasive monitoring of the blood-brain barrier in neurodegenerative diseases, probe disease processes associated with dysfunction of mitochondrial potential, and assessment of tumors to stratify patient populations for chemotherapeutic treatments.

The present inventors have developed organic compounds, including chelates, complexes and salts thereof comprising a compound of structure



wherein  $R_1$ ,  $R_2$ ,  $R_7$  and  $R_8$  can each be independently selected from the group consisting of H,  $C_1$ - $C_6$  linear alkyl,  $C_3$ - $C_6$  branched chain alkyl,  $C_3$ - $C_6$  cycloalkyl,  $C_1$ - $C_6$  linear alkoxy,  $C_3$ - $C_6$  branched chain alkoxy and  $C_3$ - $C_6$  cycloalkoxy;  $R_3$ ,  $R_4$ ,  $R_5$  and  $R_6$  can each be independently selected from the group consisting of H,  $C_1$ - $C_6$  linear alkoxy,  $C_3$ - $C_6$  branched chain alkoxy,  $C_3$ - $C_6$  cycloalkoxy,  $C_1$ - $C_6$  linear haloalkoxy,  $C_3$ - $C_6$  branched chain haloalkoxy,  $C_3$ - $C_6$  cyclohaloalkoxy,  $C_1$ - $C_6$  linear hydroxyalkoxy,  $C_3$ - $C_6$  branched chain hydroxyalkoxy,  $C_3$ - $C_6$  cyclohydroxyalkoxy, alkoxyethyl, alkoxyalkoxyethyl, alkoxyalkoxymethyl, alkoxyalkoxyethyl, benzyl, alkoxybenzyl, naphthyl and alkoxy-naphthyl; and  $R_9$  can be selected from the group consisting of H, methylene (with reduced Schiff-base as shown, II), carbonyl (as an amide linkage), sulfur,  $C_1$ - $C_5$  linear alkyl,  $C_3$ - $C_5$  branched chain alkyl,  $C_3$ - $C_5$  cycloalkyl,  $C_1$ - $C_5$  linear alkoxy,  $C_3$ - $C_5$  branched chain alkoxy and  $C_3$ - $C_5$  cycloalkoxy, with a proviso that at least one of  $R_3$ ,  $R_4$ ,  $R_5$  and  $R_6$  is not H.

In some configurations,  $R_1$  and  $R_2$  can each be independently selected from the group consisting of H,  $C_1$ - $C_6$  linear alkyl,  $C_3$ - $C_6$  branched chain alkyl and  $C_3$ - $C_6$  cycloalkyl.

In some configurations,  $R_7$  and  $R_8$  can each be independently selected from the group consisting of H,  $C_1$ - $C_6$  linear alkyl and  $C_3$ - $C_6$  branched chain alkyl.

In some configurations,  $R_3$ ,  $R_4$ ,  $R_5$  and  $R_6$  can each be independently selected from the group consisting of  $C_1$ - $C_6$  linear alkoxy,  $C_3$ - $C_6$  branched chain alkoxy,  $C_3$ - $C_6$  cycloalkoxy, alkoxyalkoxyethyl,  $C_1$ - $C_6$  linear haloalkoxy,  $C_3$ - $C_6$  branched chain haloalkoxy,  $C_3$ - $C_6$  cyclohaloalkoxy,  $C_1$ - $C_6$  linear hydroxyalkoxy,  $C_3$ - $C_6$  branched chain hydroxyalkoxy,  $C_3$ - $C_6$  cyclohydroxyalkoxy, benzyl, and naphthyl.

In some configurations,  $R_3$ ,  $R_4$ ,  $R_5$  and  $R_6$  can each be independently selected from the group consisting of  $C_1$ - $C_6$  linear alkoxy,  $C_3$ - $C_6$  branched chain alkoxy,  $C_3$ - $C_6$  cycloalkoxy, alkoxyalkoxyethyl,  $C_1$ - $C_6$  linear haloalkoxy,  $C_3$ - $C_6$  branched chain haloalkoxy,  $C_3$ - $C_6$



cyclohaloalkoxy, C<sub>1</sub>-C<sub>6</sub> linear hydroxyalkoxy, C<sub>3</sub>-C<sub>6</sub> branched chain hydroxyalkoxy, C<sub>3</sub>-C<sub>6</sub> cyclohydroxyalkoxy, alkoxybenzyl, and alkoxy-naphthyl.

In some configurations, R<sub>3</sub>, R<sub>4</sub>, R<sub>5</sub> and R<sub>6</sub> can each be independently selected from the group consisting of C<sub>1</sub>-C<sub>6</sub> linear alkoxy, C<sub>3</sub>-C<sub>6</sub> branched chain alkoxy, alkoxyalkoxyethyl, C<sub>1</sub>-C<sub>6</sub> linear haloalkoxy, C<sub>3</sub>-C<sub>6</sub> branched chain haloalkoxy, C<sub>1</sub>-C<sub>6</sub> linear hydroxyalkoxy and C<sub>3</sub>-C<sub>6</sub> branched chain hydroxyalkoxy.

In some aspects, an alkoxybenzyl of at least one of R<sub>3</sub>, R<sub>4</sub>, R<sub>5</sub> and R<sub>6</sub> can be an ortho-, a meta-, or a para-methoxybenzyl moiety.

In some configurations, R<sub>3</sub>, R<sub>4</sub>, R<sub>5</sub> and R<sub>6</sub> can each be independently selected from the group consisting of H, C<sub>1</sub>-C<sub>6</sub> linear alkoxy, C<sub>3</sub>-C<sub>6</sub> branched chain alkoxy and C<sub>3</sub>-C<sub>6</sub> cycloalkoxy.

In some configurations, R<sub>3</sub>, R<sub>4</sub>, R<sub>5</sub> and R<sub>6</sub> can each be independently selected from the group consisting of H and C<sub>3</sub>-C<sub>6</sub> branched chain alkoxy.

In some configurations, R<sub>3</sub>, R<sub>4</sub>, R<sub>5</sub> and R<sub>6</sub> can each be independently selected from the group consisting of H and isopropoxy.

In some configurations, R<sub>3</sub> and R<sub>5</sub> can each be isopropoxy and R<sub>4</sub> and R<sub>6</sub> can be H.

In some configurations, R<sub>4</sub> and R<sub>6</sub> can each be isopropoxy and R<sub>3</sub> and R<sub>5</sub> can each be H.

In some configurations R<sub>3</sub>, R<sub>4</sub>, R<sub>5</sub> and R<sub>6</sub> can each be isopropoxy or H, wherein at least two of R<sub>3</sub>, R<sub>4</sub>, R<sub>5</sub> and R<sub>6</sub> are isopropoxy and at least one of R<sub>3</sub>, R<sub>4</sub>, R<sub>5</sub> and R<sub>6</sub> is H.

In some configurations, R<sub>3</sub>, R<sub>4</sub>, R<sub>5</sub> and R<sub>6</sub> can each be isopropoxy or H, wherein at least three of R<sub>3</sub>, R<sub>4</sub>, R<sub>5</sub> and R<sub>6</sub> are isopropoxy and at least one of R<sub>3</sub>, R<sub>4</sub>, R<sub>5</sub> and R<sub>6</sub> is H.

In some configurations, R<sub>1</sub> and R<sub>2</sub> can each be independently selected from the group consisting of H and methyl.

In some configurations, R<sub>7</sub> and R<sub>8</sub> can each be methyl.

In some configurations, R<sub>3</sub>, R<sub>4</sub>, R<sub>5</sub> and R<sub>6</sub> can each be independently selected from the group consisting of H, C<sub>1</sub>-C<sub>6</sub> linear alkoxy, C<sub>3</sub>-C<sub>6</sub> branched chain alkoxy, C<sub>3</sub>-C<sub>6</sub> cycloalkoxy, C<sub>1</sub>-C<sub>6</sub> linear haloalkoxy, C<sub>3</sub>-C<sub>6</sub> branched chain haloalkoxy, C<sub>3</sub>-C<sub>6</sub> cyclohaloalkoxy, C<sub>1</sub>-C<sub>6</sub> linear hydroxyalkoxy, C<sub>3</sub>-C<sub>6</sub> branched chain hydroxyalkoxy, C<sub>3</sub>-C<sub>6</sub> cyclohydroxyalkoxy, alkoxybenzyl, naphthyl and alkoxy-naphthyl.

In some configurations, R<sub>4</sub>, R<sub>5</sub> and R<sub>6</sub> can each be H, and R<sub>3</sub> can be selected from the group consisting of C<sub>1</sub>-C<sub>6</sub> linear alkoxy, C<sub>3</sub>-C<sub>6</sub> branched chain alkoxy, C<sub>3</sub>-C<sub>6</sub> cycloalkoxy, CH<sub>3</sub>(CH<sub>2</sub>)<sub>n</sub> linear haloalkoxy, n=0 to 5, C<sub>3</sub>-C<sub>6</sub> branched chain haloalkoxy, C<sub>3</sub>-C<sub>6</sub>

cyclohaloalkoxy, C<sub>1</sub>-C<sub>6</sub> linear hydroxyalkoxy, C<sub>3</sub>-C<sub>6</sub> branched chain hydroxyalkoxy, C<sub>3</sub>-C<sub>6</sub> cyclohydroxyalkoxy, C<sub>1</sub>-C<sub>6</sub> alkoxybenzyl, naphthyl and C<sub>1</sub>-C<sub>6</sub> alkoxyphenyl.

In some configurations, R<sub>4</sub>, R<sub>5</sub> and R<sub>6</sub> can each be H, and R<sub>3</sub> can be selected from the group consisting of C<sub>1</sub>-C<sub>6</sub> linear alkoxy, C<sub>3</sub>-C<sub>6</sub> branched chain alkoxy and C<sub>3</sub>-C<sub>6</sub> cycloalkoxy.

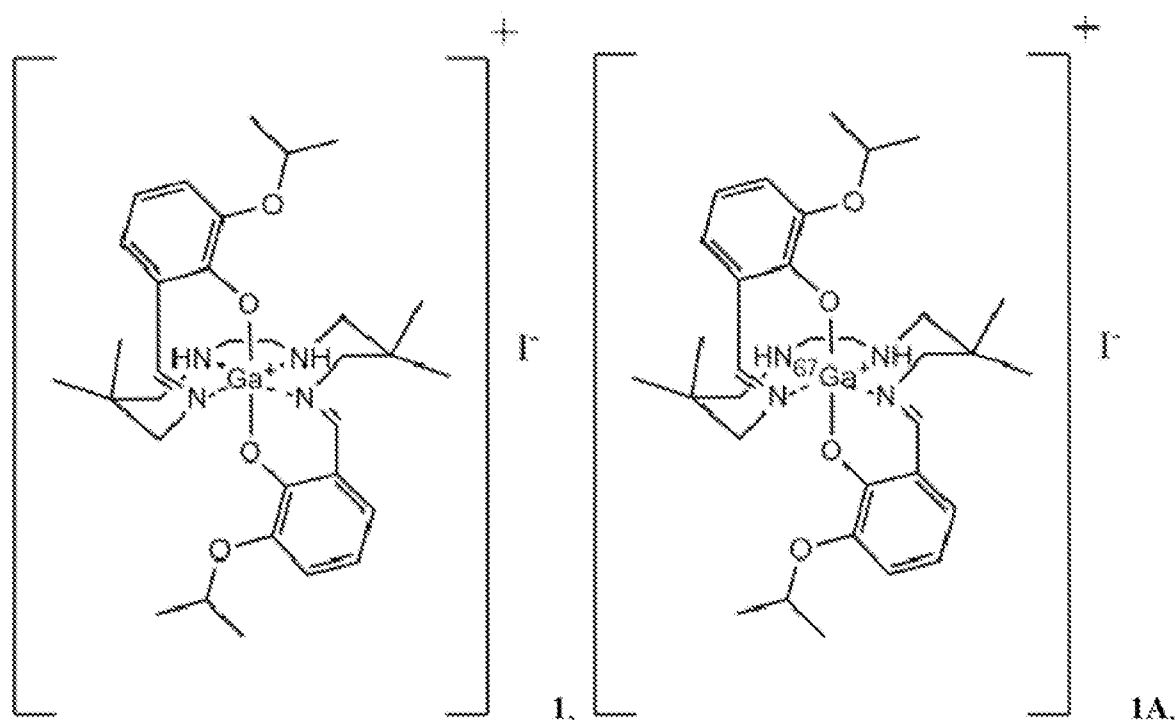
In some configurations, R<sub>4</sub>, R<sub>5</sub> and R<sub>6</sub> can each be H, and R<sub>3</sub> can be selected from the group consisting of C<sub>1</sub>-C<sub>6</sub> linear alkoxy and C<sub>3</sub>-C<sub>6</sub> branched chain alkoxy.

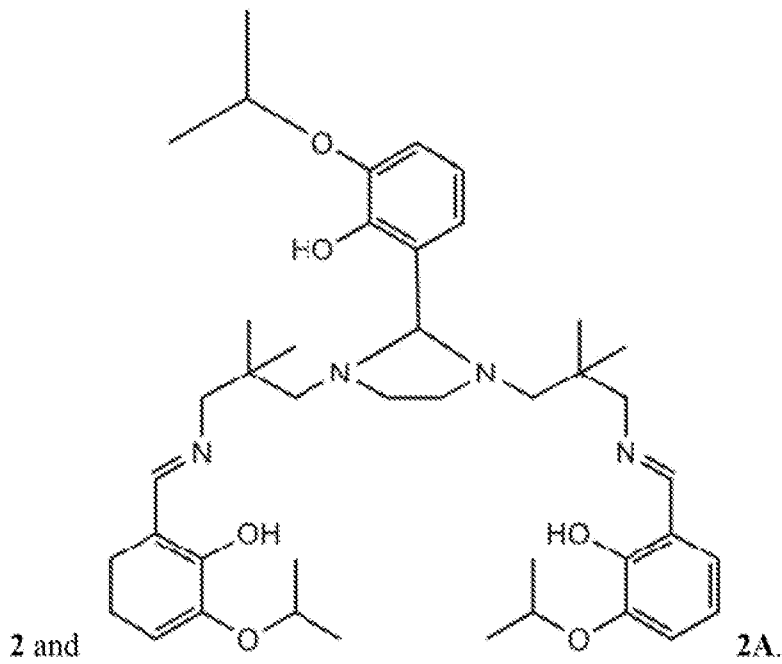
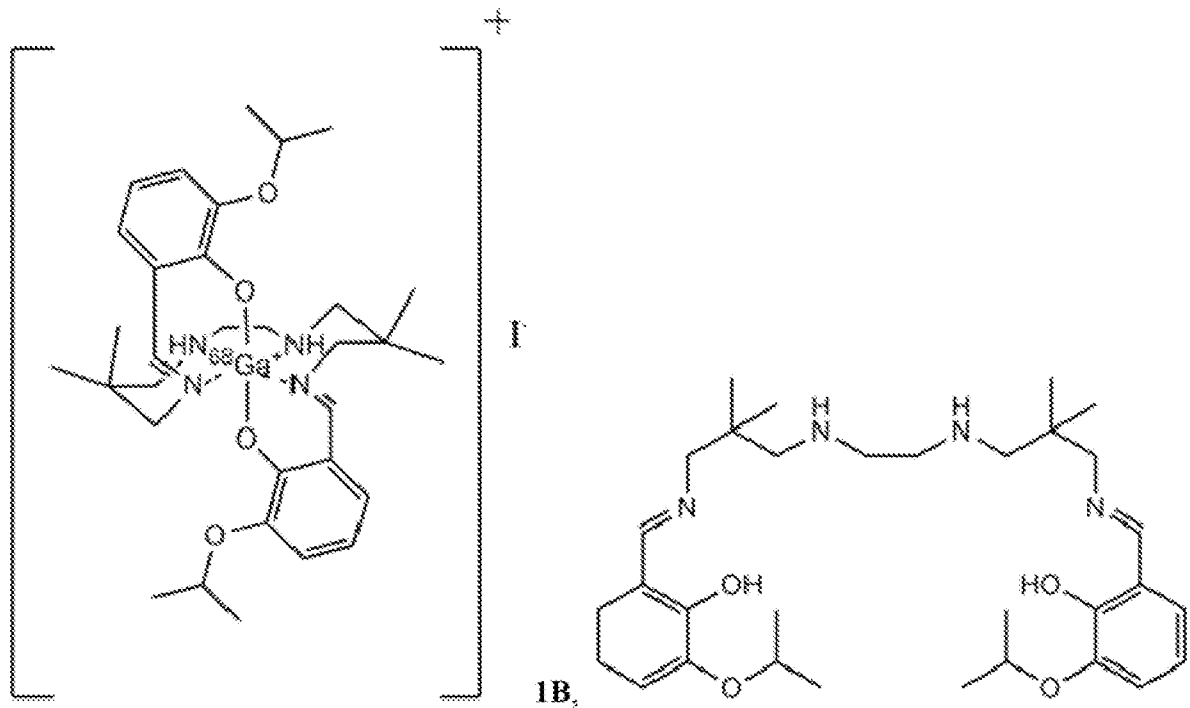
In some configurations, R<sub>4</sub>, R<sub>5</sub> and R<sub>6</sub> can each be H, and R<sub>3</sub> can be a C<sub>3</sub>-C<sub>6</sub> branched chain alkoxy.

In some configurations, R<sub>4</sub>, R<sub>5</sub> and R<sub>6</sub> can each be H, and R<sub>3</sub> can be an isopropoxy moiety.

In some configurations, R<sub>3</sub>, R<sub>4</sub>, R<sub>5</sub> and R<sub>6</sub> can each be independently selected from the group consisting of methoxymethyl, methoxyethoxyethyl, p-methoxybenzyl, benzyl, naphthyl, and CH<sub>2</sub>(CH<sub>2</sub>)<sub>n</sub>-alkoxyphenyl, n=0 to 5.

In some configurations, an organic scaffold comprising six donor atoms can result in an octahedral geometry. In various configurations, a haloalkoxy of the present teachings can be a bromoalkoxy, a fluoroalkoxy, a chloroalkoxy, or an iodoalkoxy. In various configurations, an organic molecule of the present teachings can serve as a chelate, and can form a complex with a metal cation, such as, without limitation, gallium. In some configurations, the metal cation can be a radionuclide such as, without limitation, a <sup>67</sup>Ga or a <sup>68</sup>Ga. For example, the present teachings include, without limitation,

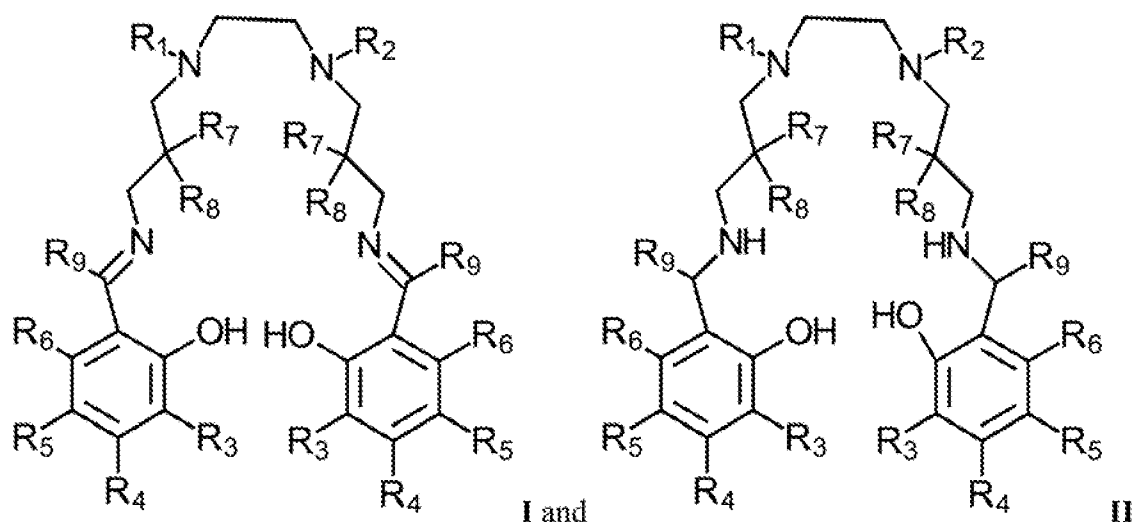




Aspects

The present teachings include the following aspects.

I. A compound, chelate, complex or salt thereof comprising a structure selected from the group consisting of



wherein  $R_1$ ,  $R_2$ ,  $R_7$  and  $R_8$  can each be independently selected from the group consisting of H,  $C_1$ - $C_6$  linear alkyl,  $C_3$ - $C_6$  branched chain alkyl,  $C_3$ - $C_6$  cycloalkyl,  $C_1$ - $C_6$  linear alkoxy,  $C_3$ - $C_6$  branched chain alkoxy and  $C_3$ - $C_6$  cycloalkoxy;  $R_3$ ,  $R_4$ ,  $R_5$  and  $R_6$  can each be independently selected from the group consisting of H,  $C_1$ - $C_6$  linear alkoxy,  $C_3$ - $C_6$  branched chain alkoxy,  $C_3$ - $C_6$  cycloalkoxy,  $C_1$ - $C_6$  linear haloalkoxy,  $C_3$ - $C_6$  branched chain haloalkoxy,  $C_3$ - $C_6$  cyclohaloalkoxy,  $C_1$ - $C_6$  linear hydroxyalkoxy,  $C_3$ - $C_6$  branched chain hydroxyalkoxy,  $C_3$ - $C_6$  cyclohydroxyalkoxy, alkoxyethyl, alkoxyalkoxyethyl, alkoxyalkoxymethyl, alkoxyalkoxyethyl, benzyl, alkoxybenzyl, naphthyl and alkoxy-naphthyl; and  $R_9$  can be selected from the group consisting of H, methylene (with reduced Schiff-base as shown, II), carbonyl (as an amide linkage), sulfur,  $C_1$ - $C_5$  linear alkyl,  $C_3$ - $C_5$  branched chain alkyl,  $C_3$ - $C_5$  cycloalkyl,  $C_1$ - $C_5$  linear alkoxy,  $C_3$ - $C_5$  branched chain alkoxy and  $C_3$ - $C_5$  cycloalkoxy, with a proviso that at least one of  $R_3$ ,  $R_4$ ,  $R_5$  and  $R_6$  is not H.

2. A compound, chelate, complex or salt thereof in accordance with aspect 1, wherein  $R_1$  and  $R_2$  can each be independently selected from the group consisting of H,  $C_1$ - $C_6$  linear alkyl,  $C_3$ - $C_6$  branched chain alkyl and  $C_3$ - $C_6$  cycloalkyl.

3. A compound, chelate, complex or salt thereof in accordance with aspect 1, wherein  $R_7$  and  $R_8$  can each be independently selected from the group consisting of H,  $C_1$ - $C_6$  linear alkyl and  $C_3$ - $C_6$  branched chain alkyl.

4. A compound, chelate, complex or salt thereof in accordance with aspect 1, wherein  $R_3$ ,  $R_4$ ,  $R_5$  and  $R_6$  can each be independently selected from the group consisting of  $C_1$ - $C_6$  linear alkoxy,  $C_3$ - $C_6$  branched chain alkoxy,  $C_3$ - $C_6$  cycloalkoxy, alkoxyalkoxyethyl,  $C_1$ - $C_6$  linear fluoroalkoxy,  $C_3$ - $C_6$  branched chain haloalkoxy,  $C_3$ - $C_6$  cyclohaloalkoxy,  $C_1$ - $C_6$  linear hydroxyalkoxy,  $C_3$ - $C_6$  branched chain hydroxyalkoxy,  $C_3$ - $C_6$  cyclohydroxyalkoxy, benzyl, and naphthyl.

5. A compound, chelate, complex or salt thereof in accordance with aspect 1, wherein  $R_3$ ,  $R_4$ ,  $R_5$  and  $R_6$  can each be independently selected from the group consisting of  $C_1$ - $C_6$  linear alkoxy,  $C_3$ - $C_6$  branched chain alkoxy,  $C_3$ - $C_6$  cycloalkoxy, alkoxyalkoxyethyl,  $C_1$ - $C_6$  linear haloalkoxy,  $C_3$ - $C_6$  branched chain haloalkoxy,  $C_3$ - $C_6$  cyclohaloalkoxy,  $C_1$ - $C_6$  linear hydroxyalkoxy,  $C_3$ - $C_6$  branched chain hydroxyalkoxy,  $C_3$ - $C_6$  cyclohydroxyalkoxy, alkoxybenzyl, and alkoxyphenyl.

6. A compound, chelate, complex or salt thereof in accordance with aspect 1, wherein  $R_3$ ,  $R_4$ ,  $R_5$  and  $R_6$  can each be independently selected from the group consisting of  $C_1$ - $C_6$  linear alkoxy,  $C_3$ - $C_6$  branched chain alkoxy, alkoxyalkoxyethyl,  $C_1$ - $C_6$  linear haloalkoxy,  $C_3$ - $C_6$  branched chain haloalkoxy,  $C_1$ - $C_6$  linear hydroxyalkoxy and  $C_3$ - $C_6$  branched chain hydroxyalkoxy.

7. A compound, chelate, complex or salt thereof in accordance with aspect 1, wherein an alkoxybenzyl of at least one of  $R_3$ ,  $R_4$ ,  $R_5$  and  $R_6$  can be an ortho-, meta-, and para-methoxybenzyl.

8. A compound, chelate, complex or salt thereof in accordance with aspect 1, wherein  $R_3$ ,  $R_4$ ,  $R_5$  and  $R_6$  can each be independently selected from the group consisting of H,  $C_1$ - $C_6$  linear alkoxy,  $C_3$ - $C_6$  branched chain alkoxy and  $C_3$ - $C_6$  cycloalkoxy.

9. A compound, chelate, complex or salt thereof in accordance with aspect 1, wherein  $R_3$ ,  $R_4$ ,  $R_5$  and  $R_6$  can each be independently selected from the group consisting of H and  $C_3$ - $C_6$  branched chain alkoxy.

10. A compound, chelate, complex or salt thereof in accordance with aspect 1, wherein  $R_3$ ,  $R_4$ ,  $R_5$  and  $R_6$  can each be independently selected from the group consisting of H and isopropoxy.

11. A compound, chelate, complex or salt thereof in accordance with aspect 1, wherein  $R_1$  and  $R_2$  can each be independently selected from the group consisting of H and methyl.

12. A compound, chelate, complex or salt thereof in accordance with aspect 11, wherein  $R_7$  and  $R_8$  can each be a methyl.

13. A compound, chelate, complex or salt thereof in accordance with aspect 12, wherein  $R_3$ ,  $R_4$ ,  $R_5$  and  $R_6$  can each be independently selected from the group consisting of H,  $C_1$ - $C_6$  linear alkoxy,  $C_3$ - $C_6$  branched chain alkoxy,  $C_3$ - $C_6$  cycloalkoxy,  $C_1$ - $C_6$  linear haloalkoxy,  $C_3$ - $C_6$  branched chain haloalkoxy,  $C_3$ - $C_6$  cyclohaloalkoxy,  $C_1$ - $C_6$  linear hydroxyalkoxy,  $C_3$ - $C_6$  branched chain hydroxyalkoxy,  $C_3$ - $C_6$  cyclohydroxyalkoxy, alkoxybenzyl, naphthyl and  $C_1$ - $C_6$  alkoxyphenyl.

14. A compound, chelate, complex or salt thereof in accordance with aspect 12, wherein R<sub>4</sub>, R<sub>5</sub> and R<sub>6</sub> can each be H, and R<sub>3</sub> can be selected from the group consisting of C<sub>1</sub>-C<sub>6</sub> linear alkoxy, C<sub>3</sub>-C<sub>6</sub> branched chain alkoxy, C<sub>3</sub>-C<sub>6</sub> cycloalkoxy, C<sub>1</sub>-C<sub>6</sub> linear haloalkoxy, C<sub>3</sub>-C<sub>6</sub> branched chain haloalkoxy, C<sub>3</sub>-C<sub>6</sub> cyclohaloalkoxy, C<sub>1</sub>-C<sub>6</sub> linear hydroxyalkoxy, C<sub>3</sub>-C<sub>6</sub> branched chain hydroxyalkoxy, C<sub>3</sub>-C<sub>6</sub> cyclohydroxyalkoxy, alkoxybenzyl, naphthyl and C<sub>1</sub>-C<sub>6</sub> alkoxynaphthyl.

15. A compound, chelate, complex or salt thereof in accordance with aspect 12, wherein R<sub>4</sub>, R<sub>5</sub> and R<sub>6</sub> can each be H, and R<sub>3</sub> can be selected from the group consisting of C<sub>1</sub>-C<sub>6</sub> linear alkoxy, C<sub>3</sub>-C<sub>6</sub> branched chain alkoxy and C<sub>3</sub>-C<sub>6</sub> cycloalkoxy.

16. A compound, chelate, complex or salt thereof in accordance with aspect 12, wherein R<sub>4</sub>, R<sub>5</sub> and R<sub>6</sub> can each be H, and R<sub>3</sub> can be selected from the group consisting of C<sub>1</sub>-C<sub>6</sub> linear alkoxy and C<sub>3</sub>-C<sub>6</sub> branched chain alkoxy.

17. A compound, chelate, complex or salt thereof in accordance with aspect 12, wherein R<sub>4</sub>, R<sub>5</sub> and R<sub>6</sub> can each be H, and R<sub>3</sub> can be a C<sub>3</sub>-C<sub>6</sub> branched chain alkoxy.

18. A compound, chelate, complex or salt thereof in accordance with aspect 12, wherein R<sub>4</sub>, R<sub>5</sub> and R<sub>6</sub> can each be H, and R<sub>3</sub> can be a isopropoxy.

19. A compound, chelate, complex or salt thereof in accordance with aspect 12, wherein R<sub>3</sub>, R<sub>4</sub>, R<sub>5</sub> and R<sub>6</sub> can each be independently selected from the group consisting of methoxymethyl, methoxyethoxyethyl, p-methoxybenzyl, benzyl, naphthyl, and C<sub>1</sub>-C<sub>6</sub> alkoxynaphthyl.

20. A compound, chelate, complex or salt thereof in accordance with aspect 1, wherein R<sub>7</sub> and R<sub>8</sub> can each be independently selected from the group consisting of C<sub>1</sub>-C<sub>6</sub> linear alkyl, C<sub>3</sub>-C<sub>6</sub> branched chain alkyl, C<sub>1</sub>-C<sub>6</sub> linear alkoxy and C<sub>3</sub>-C<sub>6</sub> branched chain alkoxy.

21. A compound, chelate, complex or salt thereof in accordance with aspect 1, wherein R<sub>9</sub> can be selected from the group consisting of H, C<sub>1</sub>-C<sub>5</sub> linear alkyl, C<sub>3</sub>-C<sub>5</sub> branched chain alkyl and C<sub>3</sub>-C<sub>5</sub> cycloalkyl.

22. A compound, chelate, complex or salt thereof in accordance with aspect 1, wherein R<sub>9</sub> can be selected from the group consisting of C<sub>1</sub>-C<sub>6</sub> linear alkoxy and C<sub>3</sub>-C<sub>6</sub> branched chain alkoxy.

23. A complex comprising a chelate of any one of aspects 1-22; and a metal ion.

24. A complex in accordance with aspect 23, wherein the metal ion has a six-coordinate ionic radius between 0.50-0.85 Å.

25. A complex in accordance with aspect 23, wherein the metal ion can be selected from the group consisting of a gallium ion, a cobalt ion, an indium ion, an iron ion, thallium ion, a rhenium ion, a rhodium, a rubidium ion, a ruthenium ion, a strontium ion, a technetium ion, a tungsten ion, a vanadium ion, an yttrium ion a zirconium ion, and a lanthanide or transition metal trivalent ion.

26. A complex in accordance with aspect 23, wherein the metal ion can be a radionuclide.

27. A complex in accordance with aspect 23, wherein the metal ion can be a positron emitter.

28. A complex in accordance with aspect 23, wherein the metal ion can be a gamma emitter.

29. A complex in accordance with aspect 23, wherein the metal ion can be selected from the group consisting of an ion of gallium-67, an ion of gallium-68, an ion of cobalt-57, an ion of indium-111, an ion of iron-59, an ion of iron-52, an ion of thallium-201, an ion of rhenium-188, an ion of rubidium-82, an ion of strontium-92, an ion of technetium-99m, an ion of yttrium-86, and an ion of zirconium-86.

30. A complex in accordance with aspect 23, wherein the metal ion can be selected from the group consisting of an ion of gallium-67, an ion of gallium-68 and a combination thereof.

31. A complex in accordance with aspect 23, wherein the metal ion can be selected from the group consisting of a gallium ion and an iron ion.

32. A complex in accordance with aspect 31, further comprising a halo-radionuclide

33. A complex in accordance with aspect 32, wherein the haloradionuclide can be selected from the group consisting of  $^{18}\text{F}$ ,  $^{75}\text{Br}$ ,  $^{76}\text{Br}$ ,  $^{123}\text{I}$ ,  $^{124}\text{I}$ , and  $^{131}\text{I}$  and a combination thereof.

34. A salt comprising:  
a complex in accordance with any one of aspects 23-31; and an anion.

35. A salt in accordance with aspect 34, wherein the anion can be selected from the group consisting of a halide, a sulfate, a nitrate, a phosphate and an organic anion.

36. A salt in accordance with aspect 34, wherein the anion can be selected from the group consisting of chloride, fluoride, iodide, bromide, phosphate, sulfate, nitrate, sulfonate, perchlorate, tetraphenylborate, hexafluorophosphate and tetrahaloborate.

37. A salt in accordance with aspect 35, wherein the organic anion can be a carboxylate.

38. A salt in accordance with aspect 35, wherein the organic anion can be selected from the group consisting of citrate, carbonate, acetate, malate, maleate, lactate, formate, succinate and oxalate.

39. A salt in accordance with aspect 35, wherein the organic anion can be citrate.

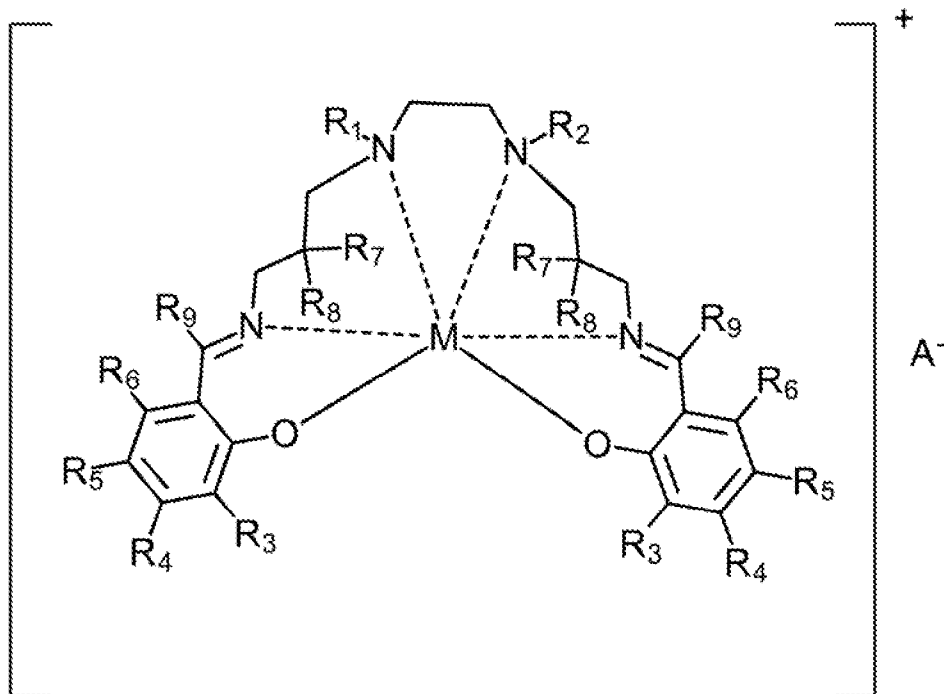
40. A salt in accordance with aspect 35, wherein the anion can be a halide.

41. A salt in accordance with aspect 35, wherein the halide can be selected from the group consisting of a bromide, a fluoride, a chloride and an iodide.

42. A salt in accordance with aspect 34, wherein the metal ion can be a gallium ion.

43. A salt in accordance with aspect 42, wherein the gallium ion can be selected from the group consisting of an ion of gallium-67, an ion of gallium-68 and a combination thereof.

44. A salt in accordance with any one of aspects 34-43, having structure

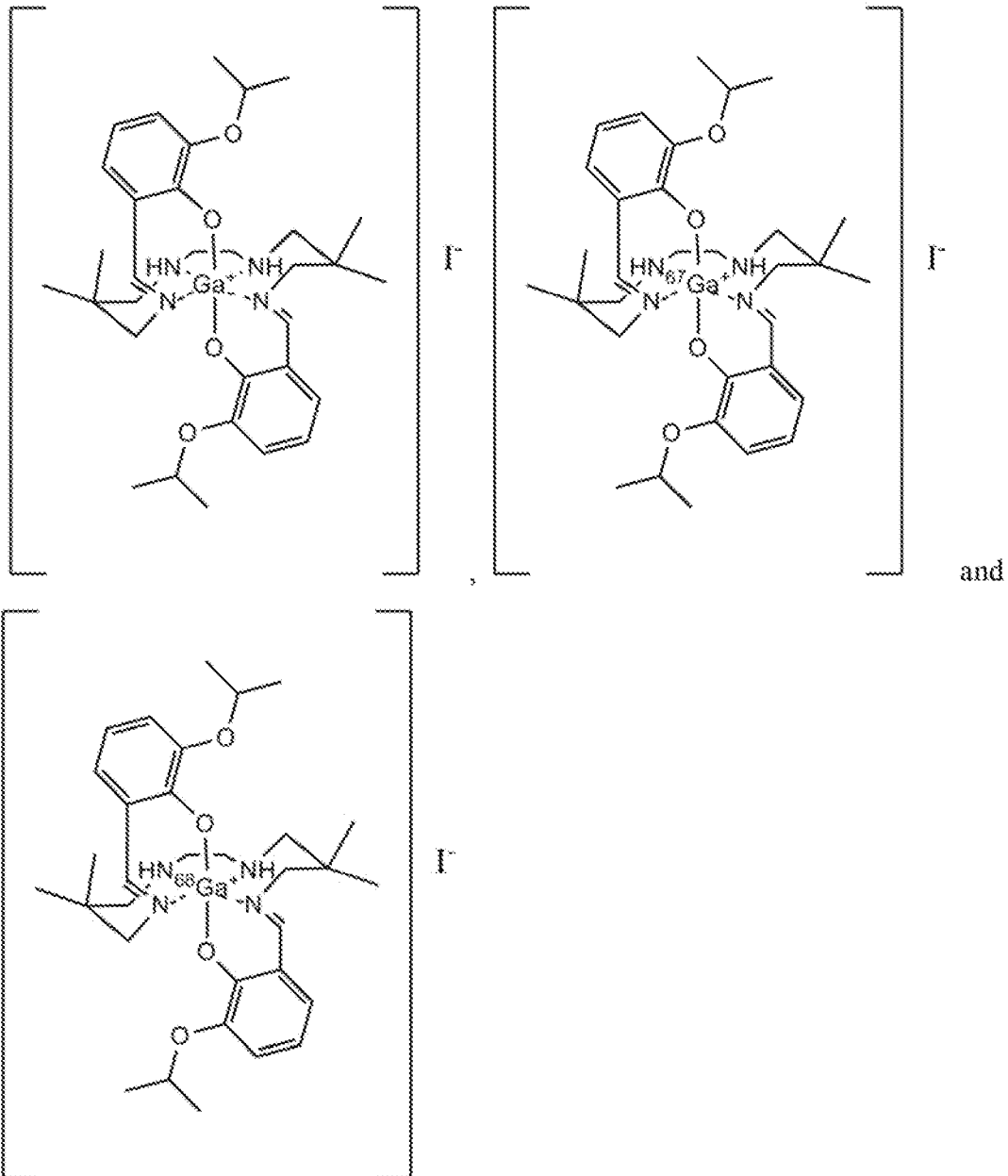


wherein  $M$  is a

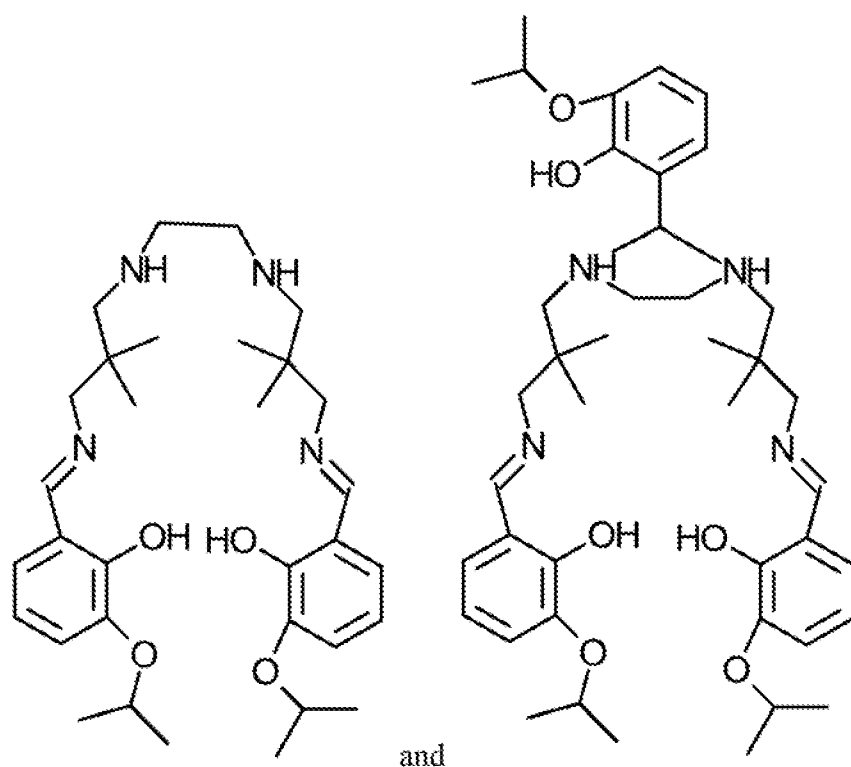
metal ion and  $A^-$  is an anion.



45. A salt in accordance with aspect 44, selected from the group consisting of



46. A chelate, a complex thereof, or a salt thereof selected from the group consisting of



47. A method of forming a salt of any one of aspects 34-45, comprising contacting a chelate, a complex thereof or salt thereof of any one of aspects 1-33 with a metal salt.

48. A method of forming a complex in accordance with aspect 47, wherein the metal salt comprises a metal ion selected from the group consisting of a gallium ion, a cobalt ion, an indium ion, an iron ion, a thallium ion, a rhenium ion, a rhodium, a rubidium ion, a ruthenium ion, a strontium ion, a technetium ion, a tungsten ion, a vanadium ion, an yttrium ion, a zirconium ion and a lanthanide or transition metal trivalent ion.

49. A method of forming a complex in accordance with aspect 47, wherein the metal salt comprises an ion of gallium-67, an ion of gallium-68, an ion of cobalt-57, an ion of indium-111, an ion of iron-59, an ion of iron-52, an ion of thallium-201, an ion of rhenium-188, an ion of rubidium-82, an ion of strontium-92, an ion of technetium-99m, an ion of yttrium-86, and an ion of zirconium-86.

50. A method of forming a complex in accordance with aspect 47, wherein the metal salt comprises an ion of gallium-67 or an ion of gallium-68.

51. A kit for forming a complex, comprising:  
a compound, chelate, complex or salt of any one of aspects 1-46; and a metal salt comprising a metal ion and an anion.

52. A kit in accordance with aspect 51, wherein the metal ion is selected from the group consisting of a gallium ion, a cobalt ion, an indium ion, an iron ion, thallium ion, a rhenium ion, a rhodium, a rubidium ion, a ruthenium ion, a strontium ion, a technetium ion, a tungsten ion, a vanadium ion, an yttrium ion, a zirconium ion, a lanthanide ion and a transition metal trivalent ion .

53. A kit in accordance with aspect 51, wherein the metal ion is selected from the group consisting of an ion of gallium-67, an ion of gallium-68, an ion of cobalt-57, an ion of indium-111, an ion of iron-59, an ion of iron-52, an ion of thallium-201, an ion of rhenium-188, an ion of rubidium-82, an ion of strontium-92, an ion of technetium-99m, an ion of yttrium-86, and an ion of zirconium-86.

54. A kit in accordance with aspect 51, wherein the metal ion is selected from the group consisting of an ion of gallium-67, an ion of gallium-68, a combination thereof.

55. A kit in accordance with any one of aspects 51-54, further comprising instructions for using the compound to image a region in a subject .

56. A method of imaging Pgp distribution in a region in a subject, comprising the steps:  
administering to a subject a complex or salt of any one of aspects 23-46; subjecting a region of interest of the subject to radiation; and subjecting the subject to PET scanning or SPECT scanning.

57. A method of imaging the distribution of MDR1 (multidrug resistance) P-glycoprotein (Pgp; ABCB1) in a mammalian subject, comprising:

administering to the subject a composition comprising a chelate, complex or salt of any one of aspects 1-46; and subjecting the subject to PET imaging, wherein the chelate, complex or salt comprises a positron-emitting isotope.

58. A method in accordance with aspect 57, wherein the positron-emitting isotope is gallium-68.

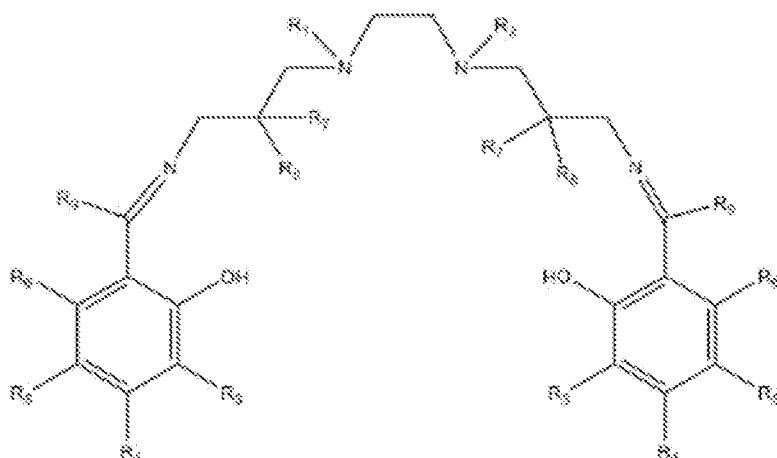
59. A method of imaging the distribution of MDR1 (Multidrug Resistance) P-glycoprotein (Pgp; ABCB1) in a mammalian subject, comprising:

administering to the subject a composition comprising a chelate, complex or salt of any one of aspects 1-46; and subjecting the subject to SPECT imaging, wherein the chelate, complex or salt comprises a gamma-emitting isotope.

60. A method in accordance with aspect 59, wherein the gamma-emitting isotope is gallium-67.

61. A method in accordance with any one of aspects 56-60, wherein the imaging a region in a subject comprises imaging the distribution of an ATP binding cassette (ABC) transporter.
62. A method in accordance with any one of aspects 56-61, wherein the subject is a human.
63. A method in accordance with any one of aspects 56-62, wherein the imaging the distribution of an ABC transporter comprises imaging liver clearance of the complex or salt.
64. A method in accordance with any one of aspects 56-62, wherein the imaging the distribution of an ABC transporter comprises imaging myocardial retention of the complex or salt.
65. A method of imaging myocardium perfusion, comprising administering a complex or salt of any one of aspects 34-43 to a subject and subjecting the subject to PET, SPECT, or MRI imaging.
66. A method in accordance with any one of aspects 56-62, wherein the imaging distribution of Pgp comprises imaging a tumor.
67. A method in accordance with aspect 66, wherein the imaging a tumor comprises imaging a drug-resistant tumor.
68. A method in accordance with aspect 66, wherein the imaging a tumor comprises imaging a drug-sensitive tumor.
69. A method in accordance with any one of aspects 57-62, wherein the imaging distribution of Pgp comprises imaging the brain of the subject.
70. A method in accordance with aspect 69, wherein the imaging the brain comprises imaging the blood-brain barrier.
71. A method in accordance with any one of the aspects 57-62, wherein the imaging comprises imaging the depolarization of the membrane potential.
72. A method of treating an anemia, comprising administering to a subject in need thereof a pharmaceutical composition comprising a complex or salt thereof of any one of aspects 1-46.
73. A method of treating an anemia in accordance with aspect 72, wherein the complex or salt comprises an iron ion.
74. A fertilizer comprising a compound, a chelate, a complex thereof or a salt thereof in accordance with any one of aspects 1-46.
75. A fertilizer in accordance with aspect 74, wherein the complex or salt comprises an iron ion.

76. A compound of formula



(Formula I)

or a pharmacologically acceptable complex or salt thereof, wherein:

$R_1$  and  $R_2$  can each be independently selected from the group consisting of H, methyl, ethyl, straight chain propyl, straight chain butyl, straight chain pentyl straight chain hexyl, branched chain propyl, branched chain butyl, branched chain pentyl and branched chain hexyl;

$R_3$ ,  $R_4$ ,  $R_5$ , and  $R_6$  can each be independently selected from the group consisting of H, methyl, ethyl, straight chain propyl, branched chain propyl, straight chain butyl, branched chain butyl, straight chain pentyl, branched chain pentyl, straight chain hexyl and branched chain hexyl, methoxy, ethoxy, fluoroalkoxy,  $C_1$ - $C_6$  hydroxyalkoxy,  $C_1$ - $C_6$  alkoxyalkoxyethyl, straight chain propoxy, branched chain propoxy, straight chain butoxy, branched chain butoxy, straight chain pentyloxy, branched chain pentyloxy, straight chain hexyloxy and branched chain hexyloxy, methoxymethyl, methoxyethoxy ethyl, p-methoxybenzyl, benzyl, naphthyl and  $C_1$ - $C_6$  alkoxy substituted naphthyl;

$R_7$ ,  $R_8$  can each be independently selected from the group consisting of H, methyl, ethyl, straight chain propyl, branched chain propyl, butyl, pentyl and hexyl;

$R_9$  can be selected from the group consisting of H, methyl, ethyl, straight chain propyl, and a branched alkyl selected from the group consisting of isopropyl, isobutyl, isopentyl tert-butyl and tert-pentyl, with a proviso that at least one of  $R_1$ ,  $R_2$ ,  $R_3$ ,  $R_4$ ,  $R_5$ ,  $R_6$ ,  $R_7$ ,  $R_8$  and  $R_9$  is not H.

77. A compound or a pharmacologically acceptable complex or salt thereof in accordance with aspect 76, wherein at least one of  $R_3$ ,  $R_4$ ,  $R_5$ , and  $R_6$  is not H.

78. A compound or a pharmacologically acceptable complex or salt thereof in accordance with aspect 76, wherein R<sub>3</sub>, R<sub>4</sub>, R<sub>5</sub>, and R<sub>6</sub> can each be independently selected from the group consisting of branched chain propoxy, branched chain butoxy, branched chain pentyloxy and branched chain hexyloxy.

79. A compound or a pharmacologically acceptable complex or salt thereof in accordance with aspect 76, wherein R<sub>3</sub>, R<sub>4</sub>, R<sub>5</sub>, and R<sub>6</sub> can each be independently selected from the group consisting of methoxy, ethoxy, fluoroalkoxy, hydroxyalkoxy, alkoxyalkoxyethyl, straight chain propoxy, straight chain butoxy, straight chain pentyloxy, straight chain hexyloxy branched chain propoxy, branched chain butoxy, branched chain pentyloxy and branched chain hexyloxy.

80. A compound or a pharmacologically acceptable complex or salt thereof in accordance with aspect 77, wherein R<sub>3</sub>, R<sub>4</sub>, R<sub>5</sub> and R<sub>6</sub> can each independently be branched chain propoxy.

81. A compound or a pharmacologically acceptable complex or salt thereof in accordance with aspect 76, wherein R<sub>1</sub> and R<sub>2</sub> can each be independently selected from the group consisting of H, branched chain propyl, branched chain butyl, branched chain pentyl and branched chain hexyl.

82. A compound or a pharmacologically acceptable complex or salt thereof in accordance with aspect 76, wherein R<sub>1</sub> and R<sub>2</sub> can each be independently selected from the group consisting of H, branched chain propyl, branched chain butyl, branched chain pentyl and branched chain hexyl.

83. A compound or a pharmacologically acceptable complex or salt thereof in accordance with aspect 76, wherein R<sub>1</sub> and R<sub>2</sub> can each be independently selected from the group consisting of H and methyl, R<sub>7</sub> can be methyl, R<sub>8</sub> can be methyl, R<sub>4</sub> can be H, R<sub>5</sub> can be H, R<sub>6</sub> can be H, R<sub>3</sub> can be selected from the group consisting of isopropoxy, isobutoxy, isopentyloxy, straight chain hexyloxy and branched chain hexyloxy.

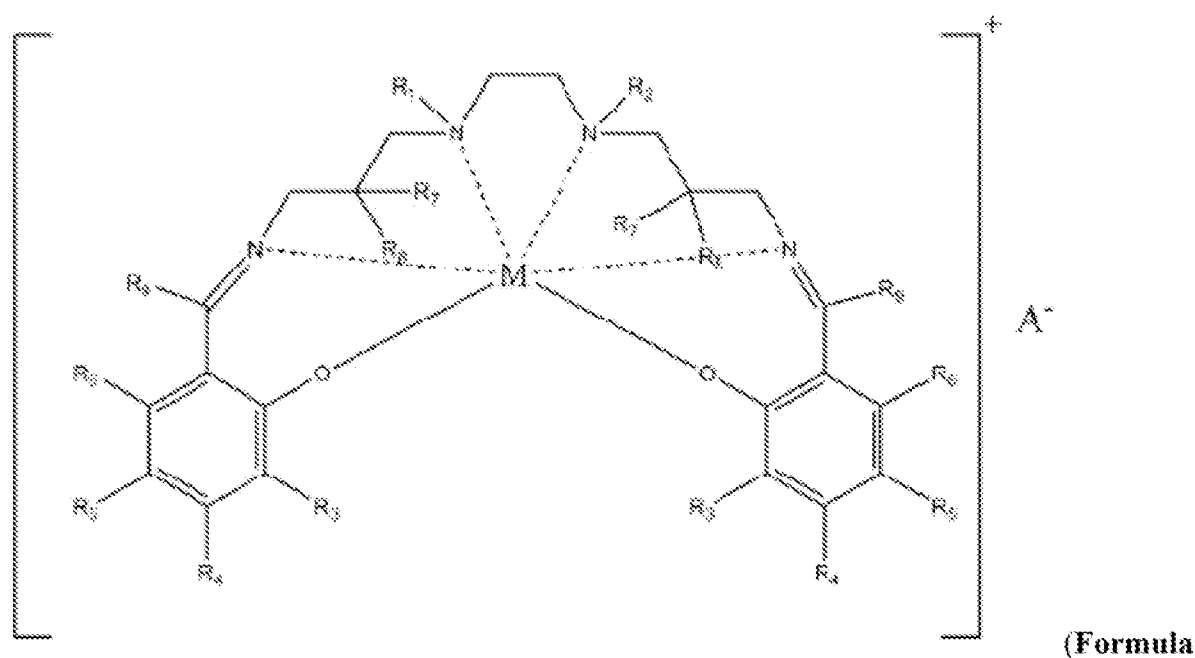
84. A compound or a pharmacologically acceptable complex or salt thereof in accordance with aspect 76, wherein R<sub>1</sub> and R<sub>2</sub> can each be independently selected from the group consisting of H and methyl, R<sub>7</sub> can be methyl, R<sub>8</sub> can be methyl, R<sub>3</sub>, R<sub>4</sub>, R<sub>5</sub>, and R<sub>6</sub> can each be independently selected from the group consisting of H, methoxymethyl, methoxyethoxyethyl, p-methoxybenzyl, benzyl, naphthyl, and C<sub>1</sub>-C<sub>6</sub> alkoxy-substituted naphthyls.

85. A compound or a pharmacologically acceptable complex or salt thereof in accordance with any one of aspects 76-84, wherein R<sub>7</sub> and R<sub>8</sub> can each be independently

selected from the group consisting of C<sub>1</sub>-C<sub>6</sub> straight chain alkyl, C<sub>3</sub>-C<sub>6</sub> branched chain alkyl, C<sub>1</sub>-C<sub>6</sub> linear alkoxy, and C<sub>3</sub>-C<sub>6</sub> branched chain alkoxy.

86. A compound or a pharmacologically acceptable complex or salt thereof in accordance with any one of aspects 76-85, wherein R<sub>9</sub> can be selected from the group consisting of H, C<sub>1</sub>-C<sub>6</sub> straight chain alkyl, C<sub>3</sub>-C<sub>6</sub> branched chain alkyl, C<sub>1</sub>-C<sub>6</sub> straight chain alkoxy, and C<sub>3</sub>-C<sub>6</sub> branched chain alkoxy.

87. A salt of formula



II) wherein:

R<sub>1</sub> and R<sub>2</sub> can each be independently selected from the group consisting of H, methyl, ethyl, straight chain propyl, straight chain butyl, straight chain pentyl straight chain hexyl, branched chain propyl, branched chain butyl, branched chain pentyl and branched chain hexyl;

R<sub>3</sub>, R<sub>4</sub>, R<sub>5</sub>, and R<sub>6</sub> can each be independently selected from the group consisting of H, methyl, ethyl, straight chain propyl, branched chain propyl, straight chain butyl, branched chain butyl, straight chain pentyl, branched chain pentyl, straight chain hexyl and branched chain hexyl, methoxy, ethoxy, fluoroalkoxy, hydroxyalkoxy, C<sub>1</sub>-C<sub>6</sub> alkoxyalkoxyethyl, straight chain propoxy, branched chain propoxy, straight chain butoxy, branched chain butoxy, straight chain pentyloxy, branched chain pentyloxy, straight chain hexyloxy and branched chain hexyloxy, methoxymethyl, methoxyethoxy ethyl, p-methoxybenzyl, benzyl, naphthyl and C<sub>1</sub>-C<sub>6</sub> alkoxy substituted naphthyl;

R<sub>7</sub>, R<sub>8</sub> can each be independently selected from the group consisting of H, methyl, ethyl, straight chain propyl, branched chain propyl, butyl, pentyl and hexyl;

R<sub>9</sub> can be selected from the group consisting of H, methyl, ethyl, straight chain propyl, and a branched alkyl selected from the group consisting of isopropyl, isobutyl, isopentyl tert-butyl and tert-pentyl;

M can be a metal ion;

A<sup>-</sup> can be an anion;

with a proviso that at least one of R<sub>1</sub>, R<sub>2</sub>, R<sub>3</sub>, R<sub>4</sub>, R<sub>5</sub>, R<sub>6</sub>, R<sub>7</sub>, R<sub>8</sub> and R<sub>9</sub> is not H.

88. A salt in accordance with aspect 87, wherein M can be a metal ion selected from the group consisting of gallium, cobalt, indium, iron, rhenium, rhodium, strontium, tungsten, vanadium, yttrium and zirconium.

89. A salt in accordance with aspect 87, wherein M can be a metal ion selected from the group consisting of gallium, cobalt, indium, iron, rhenium, ruthenium, rhodium, rubidium, strontium, tungsten, vanadium, yttrium, and zirconium.

90. A salt in accordance with aspect 87, wherein A<sup>-</sup> can be an anion selected from the group consisting of Cl<sup>-</sup>, F<sup>-</sup>, I<sup>-</sup>, Br<sup>-</sup>, phosphate, sulfate, nitrate, sulfonate, perchlorate, tetraphenylborate, hexafluorophosphate and tetrafluoroborate.

91. A salt in accordance with aspect 87, wherein at least one of R<sub>3</sub>, R<sub>4</sub>, R<sub>5</sub>, and R<sub>6</sub> is not H.

92. A salt in accordance with aspect 91, wherein R<sub>3</sub>, R<sub>4</sub>, R<sub>5</sub>, and R<sub>6</sub> can each be independently selected from the group consisting of H, branched chain propoxy, branched chain butoxy, branched chain pentyloxy and branched chain hexyloxy.

93. A salt in accordance with aspect 91, wherein R<sub>3</sub>, R<sub>4</sub>, R<sub>5</sub> and R<sub>6</sub> can each independently be a branched chain propoxy.

94. A salt in accordance with aspect 87, wherein R<sub>1</sub> and R<sub>2</sub> can each be independently selected from the group consisting of H, branched chain propyl, branched chain butyl, branched chain pentyl and branched chain hexyl.

95. A salt in accordance with aspect 87, wherein R<sub>1</sub> and R<sub>2</sub> can each be selected from the group consisting of H and a branched chain propyl.

96. A salt in accordance with aspect 87, wherein M can be a radioactive nuclide.

97. A salt in accordance with aspect 87, wherein M can be a radioactive metal ion selected from the group consisting of radioactive gallium-67, gallium-68, cobalt-57, indium-111, iron-59, iron-52, krypton-81, rhenium-188, rubidium-82, strontium-92, technetium-99m, yttrium-86, and zirconium-86.



98. A salt in accordance with aspect 87, wherein M can be gallium-67.
99. A salt in accordance with aspect 87, wherein M can be gallium-68.
100. A salt in accordance with any one of aspects 87-99, wherein M is a metal having a six-coordinate ionic radius between 0.50-0.85 Å.
101. A salt in accordance with any one of aspects 87-100, wherein A<sup>-</sup> is selected from the group consisting of a halide, a sulfate, a nitrate, a phosphate and a carboxylate.
102. A salt in accordance with any one of aspects 87-101, wherein M is a gallium and A<sup>-</sup> is selected from the group consisting of citrate and chloride.
103. A method of making a salt, comprising mixing a compound of any one of aspects 76-86 with a metal salt.
104. A method of making a salt in accordance with aspect 103, wherein wherein the metal salt is selected from the group consisting of gallium citrate and gallium chloride.
105. A salt made by the method of aspect 103 or aspect 104.
106. A kit for forming a radioactive agent comprising:  
a compound of any one of aspects 76-86; and a metal salt comprising a radioactive metal
107. A kit in accordance with aspect 106, further comprising instructions for mixing the compound and the metal salt under conditions that form a radiometric complex suitable for application as an imaging agent.
108. A method of imaging ppg distribution in a subject, comprising:  
administering to a subject a complex or salt of any one of aspects 1-46 or 76-102; and  
subjecting the subject to perfusion imaging, wherein the complex or salt comprises a radioactive metal isotope.
109. A method of imaging Pgp distribution in a subject in accordance with aspect 108, wherein the imaging comprises PET scanning.
110. A method of imaging Pgp distribution in a subject in accordance with aspect 108, wherein the imaging comprises SPECT imaging.
111. A method of imaging Pgp distribution in a subject in accordance with aspect 108, further comprising imaging perfusion defects in the heart of the subject.
112. A method of imaging Pgp distribution in a subject in accordance with any one of aspects 108-111, wherein subjecting the subject to perfusion imaging comprises imaging using a PET camera or a SPECT camera.
113. A method of assessing viability of the blood-brain barrier in a neurodegenerative disease in a subject, comprising:  
administering to a subject a compound, chelate, complex or salt of any one of aspects

1-46 or 76-102; and subjecting the subject to imaging of the brain, wherein the complex or salt comprises a radioactive metal isotope.

114. A method of assessing viability of the blood-brain barrier in a neurodegenerative disease in accordance with aspect 113, wherein the imaging comprises PET scanning.

115. A method of assessing viability of the blood-brain barrier in a neurodegenerative disease in accordance with aspect 113, wherein the imaging comprises SPECT imaging.

116. A method of imaging a tumor in a subject, comprising:  
administering to the subject a complex or salt of any one of aspects 1-43 or 66-97; and  
detecting the distribution of the complex or salt in the subject, wherein the complex or salt comprises a radioactive metal isotope.

117. A method of imaging a tumor in a subject in accordance with aspect 116, wherein the detecting distribution of the complex or salt comprises imaging drug-sensitive (-Pgp) and drug resistant (+Pgp) tumors in the subject.

#### Brief description of the Drawings

FIG. 1 presents a projection view of cationic gallium (III) complex [ENBDMP-3-isopropoxy-PI-Ga]<sup>+</sup> (**1**).

FIG. 2 presents HPLC data for [ENBDMP-3-isopropoxy-PI-<sup>67</sup>Ga]<sup>+</sup> (**1A**) co-injected with the unlabeled complex **1**.

FIG. 3 presents a characterization of [ENBDMP-3-isopropoxy-PI-<sup>67</sup>Ga]<sup>+</sup> (**1A**).

FIG. 4 illustrates NanoSPECT/CT imaging using [ENBDMP-3-isopropoxy-PI-<sup>67</sup>Ga]<sup>+</sup> (**1A**) 30 min post injection into a rat.

FIG. 5 illustrates NanoSPECT/CT imaging using [ENBDMP-3-isopropoxy-PI-<sup>67</sup>Ga]<sup>+</sup> (**1A**) 250 min post injection into a rat.

FIG. 6 illustrates MicroPET imaging of myocardial perfusion using [ENBDMP-3-isopropoxy-PI-<sup>68</sup>Ga]<sup>+</sup> (**1B**) 60 min post injection into a rat.

#### Detailed Description

As used herein, a “compound” is an organic covalent structure.

As used herein, a “chelate” is a covalent structure than can bond non-covalently with a cation.

As used herein, a “complex” is a covalent structure or chelate bonded with a cation.

As used herein, a “salt” is a complex combined with an anion.

As used herein, a "metal salt" comprises a metal cation and an anion. The anion can be organic or inorganic.

As used herein, with regard to chemistry procedures, "contacting" can include mixing, combining, stirring in, or the like, and can include, e.g., mixing chemicals under conditions that promote or result in a chemical reaction.

In some configurations, a gallium(III) agent such as **1**, **1A** or **1B** incorporating an organic scaffold comprising six donor atoms, e.g., **2** or **2A**, can result in an octahedral geometry.

In various aspects, compounds, chelates, complexes and salts of the present teaching can be used as tracers for imaging cardiac tissue in mammals such as humans. In various aspects, compounds, chelates, complexes and salts of the present teaching can be used as fertilizer. In some configurations, a complex or salt of the present teachings can comprise an iron ion, and can be used to provide iron to plants. In some configurations, a complex or salt of the present teachings can comprise an iron ion, and can be useful in the treatment of anemia.

The present teachings, including descriptions provided in the Examples, are not intended to limit the scope of any claim. Unless specifically presented in the past tense, an example can be a prophetic or an actual example. The examples are not intended to limit the scope of the aspects. The methods described herein utilize laboratory techniques well known to skilled artisans, and guidance can be found in laboratory manuals and textbooks such as Sambrook, J., et al., *Molecular Cloning: A Laboratory Manual*, 3rd ed. Cold Spring Harbor Laboratory Press, Cold Spring Harbor, NY, 2001; Spector, D. L. et al., *Cells: A Laboratory Manual*, Cold Spring Harbor Laboratory Press, Cold Spring Harbor, NY, 1998; and Harlow, E., *Using Antibodies: A Laboratory Manual*, Cold Spring Harbor Laboratory Press, Cold Spring Harbor, NY, 1999; Hedrickson et al., *Organic Chemistry* 3rd edition, McGraw Hill, New York, 1970; Carruthers, W., and Coldham, I., *Modern Methods of Organic Synthesis* (4th Edition), Cambridge University Press, Cambridge, U.K., 2004; Curati, W.L., *Imaging in Oncology*, Cambridge University Press, Cambridge, U.K., 1998; Welch, M.J., and Redvanly, C.S., eds. *Handbook of Radiopharmaceuticals: Radiochemistry and Applications*, J. Wiley, New York, 2003.

## Examples

### Example 1

This Example illustrates the structure of a complex of the present teachings. The crystal structure of [ENBDMP-3-isopropoxy-PI-Ga]<sup>+</sup> displayed in FIG. 1 shows a

symmetrical engagement of the four nitrogen atoms in the equatorial plane and two axial phenolate atoms. FIG. 1 presents a projection view of cationic gallium (III) complex [ENBDMP-3-isopropoxy-PI-Ga]<sup>+</sup> (**1**), but without iodide (I<sup>-</sup>) as the counter anion. FIG. 1 includes the crystallographic numbering scheme. Atoms are represented by thermal ellipsoids corresponding to 50% probability. <sup>1</sup>H NMR, proton-decoupled <sup>13</sup>C NMR, and HRMS analysis can also be used to validate the structure.

#### Example 2

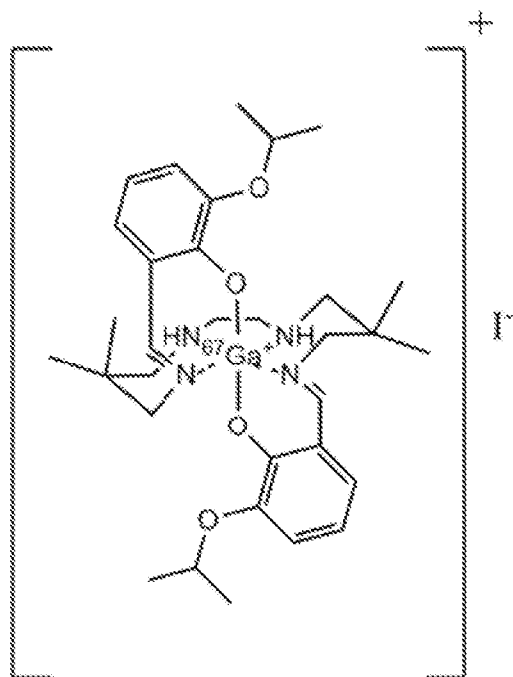
This Example illustrates HPLC data confirming synthesis and radiolabeling of [ENBDMP-3-isopropoxy-PI-<sup>67</sup>Ga]<sup>+</sup>. In these experiments, the <sup>67</sup>Ga-labeled complex (**1A**) was synthesized and characterized via HPLC. FIG. 2 presents HPLC data for [ENBDMP-3-isopropoxy-PI-<sup>67</sup>Ga]<sup>+</sup> **1A** co-injected with unlabeled **1**. In FIG. 2, peaks have been offset for visualization.

#### Example 3

This Example illustrates characterization of [ENBDMP-3-isopropoxy-PI-<sup>67</sup>Ga]<sup>+</sup> for **1A**, FIG. 3 shows cellular accumulation of **1A** in KB-3-1 cells (-Pgp), MCF-7 cells (-Pgp), MDR KB-8-5 (+Pgp), KB-8-5-11 (Pgp++) cells and stably transfected MCF-7/MDR1 cells as indicated. Shown is net uptake at 90 minutes (fmol (mg protein)<sup>-1</sup> (nM<sub>0</sub>)<sup>-1</sup>) using control buffer in the absence or presence of MDR1Pgp inhibitor LY335979 (1 μM). Each bar represents the mean of 4 determinations; line above the bar denotes +SEM.

#### Example 4

This Example presents *in cellulo* and *in vivo* bioassays to illustrate some functions of some disclosed complexes. In these experiments, the <sup>67</sup>Ga-labeled salt **1A**



was evaluated using cell transport studies and quantitative biodistribution studies in *mdr1a/1b*<sup>-/-</sup> gene-deleted mice and their wild-type (WT) counterparts. In these experiments, radiolabeled <sup>67</sup>Ga-analogue showed high accumulation in human epidermal carcinoma drug-sensitive KB-3-1 cells (Pgp<sup>-</sup>) and human breast carcinoma MCF-7 (Pgp<sup>-</sup>) cells, and low accumulation in MDR KB-8-5 (+Pgp), KB-8-5-11(++Pgp) cells and stably transfected MCF-7/MDR1 (+Pgp) cells. Pgp inhibitor LY335979 (Zosuquidar trihydrochloride, Selleck Chemicals, Houston, TX) (1 μM), enhanced accumulation in multidrug resistant (MDR, Pgp<sup>+</sup>) KB-8-5, KB-8-5-11 cells, and stably transfected MCF-7/MDR1 cells, thus demonstrating its responsiveness to Pgp-mediated functional transport activity *in cellulo* (FIG. 3). In *mdr1a/1b*<sup>-/-</sup> gene-deleted mice, the <sup>67</sup>Ga-labelled complex showed 16-fold greater brain penetration and retention (%ID/g = 0.96) compared with WT counterparts (%ID/g = 0.06), 2h post injection of 1A (Tables 1 & 2). Additionally, 1A also showed 2.6 fold higher retention in blood of *mdr1a/1b*<sup>-/-</sup> gene-deleted mice compared with WT counterparts (Table 1 & 2), consistent with Pgp expression in white cells of WT mice. These data indicated the ability of 1A to be transported out of cells expressing Pgp and to serve as a probe of the Pgp-mediated component of the blood-brain barrier (BBB) function.

#### Example 5

This Example discloses synthesis of [ENBDMP-3-isopropoxy-PI-Ga]<sup>+</sup> 1. The ligand (100 mg, 0.18 mmol) was dissolved in methanol (5 mL) and was treated with dropwise addition of gallium(III) acetylacetonate (66.2 mg, 0.18 mmol) dissolved in methanol. The contents were refluxed for 3 h. Then, potassium iodide (30 mg, 0.18 mmol)

dissolved in hot water (0.5 mL) was added and the reaction mixture was refluxed further for 15 min, brought to room temperature slowly. Slow evaporation over a few days yielded crystalline material. 30 % yield.  $^1\text{H}$  NMR (300 MHz, DMSO- $d_6$ )  $\delta$ : 0.79 (s, 6H), 0.96 (s, 6H), 1.30-1.33 (dd, 12H), 2.63(d, 2H), 2.79 (d, 4H) 2.94 (br, s, 2H), 3.61-3.75 (m 4H), 4.63 (quintet, 2H), 4.79 (br, s, 2H), 6.62 (t, 2H), 6.87 (d, 2H), 7.04 (d, 2H), 8.18 (s, 2H);  $^{13}\text{C}$  NMR (300 MHz, DMSO- $d_6$ )  $\delta$ : 22.0, 22.1, 22.2, 26.2, 35.6, 47.7, 59.2, 68.9, 69.5, 115.7, 119.2, 119.5, 125.8, 148.6, 158.1, 170.3. MS(HRESI) Calcd for  $[\text{C}_{32}\text{H}_{48}\text{N}_4\text{O}_4\text{Ga}]^+$ ; 621.2926; found:  $m/z = 621.2930$  and Calcd for  $[\text{C}_{32}\text{H}_{48}\text{N}_4\text{O}_4\text{Ga}]^+$ ; 622.2959; found:  $m/z = 622.2967$ .

#### Example 6

This Example discloses preparation of preparation of  $^{67}\text{Ga}$ -metalloprobe **1A**.

Radiolabeled  $^{67}\text{Ga}$ -metalloprobe was synthesized by following a procedure described earlier and slight modifications.  $^{67}\text{Ga}$  was obtained as a commercial citrate salt in water (Mallinckrodt, Inc., Saint Louis, MO), converted into chloride, and finally into  $^{67}\text{Ga}(\text{acetylacetonate})_3$  by reacting with acetylacetonone using standard procedures. Radiolabeled  $^{67}\text{Ga}$ -metalloprobes were obtained through a ligand exchange reaction involving either  $^{67}\text{Ga}(\text{acetylacetonate})_3$  or  $^{67}\text{GaCl}_3$  and hexadentate(2) or heptadentate (**2A**) Schiff-base ligands dissolved in ethanol at  $100^\circ\text{C}$  for 40 min. Reaction was followed using thin-layer chromatography plates (C-18) employing a radiometric scanner (Bioscan), using an eluent mixture of ethanol/saline (90/10;  $R_f$ : 0.23). Finally,  $^{67}\text{Ga}$ -metalloprobe **1A** was purified by radio-HPLC using a Vydac TP C-18 reversed-phase column (10  $\mu\text{m}$ , 300  $\text{\AA}$ ) (Grace Discovery Sciences, Deerfield, IL) using an eluent mixture of ethanol and saline as a gradient system. The fraction eluting at a retention time of 16.8 min (**1A**) was collected, concentrated, and employed for bioassays.

#### Example 7

This Example discloses preparation of  $^{68}\text{Ga}$ -metalloprobe **1B**.

Radiolabeled  $^{68}\text{Ga}$ -metalloprobe was synthesized by following a procedure described earlier and slight modifications.  $^{68}\text{Ga}$  was obtained from the generator as its chloride salt, converted into  $^{68}\text{Ga}(\text{acetylacetonate})_3$  by reacting with acetylacetonone (0.01% solution in ethanol) using standard procedures. Radiolabeled  $^{68}\text{Ga}$ -metalloprobe were obtained through a ligand exchange reaction involving either  $^{68}\text{Ga}(\text{acetylacetonate})_3$  or  $^{68}\text{GaCl}_3$  and hexadentate or heptadentate Schiff-base ligands (**2** or **2A**) dissolved in ethanol at  $100^\circ\text{C}$  for 40 min. Reaction was followed using thin-layer chromatography plates (C-18) employing a radiometric scanner (Bioscan), using an eluent mixture of ethanol/saline (90/10;  $R_f$ : 0.23).

Finally,  $^{68}\text{Ga}$ -metalloprobe **1B** was purified by radio-HPLC using Vydac TP C-18 reversed-phase column (10  $\mu\text{m}$ , 300  $\text{\AA}$ ) using an eluent mixture of ethanol and saline as a gradient system. The fraction eluting at a retention time of 16.8 min (**1B**) was collected, concentrated, and employed for bioassays.

#### Example 8

This Example discloses preparation of 1,2-ethylenediamino-bis[1-{(3-isopropoxyphenylene-2-ol)methylenimino-2,2-dimethyl}propane] (**2**).

To obtain **2**, the starting precursor amine, 1,2-ethylenediamino-bis(2,2-dimethylaminopropane) was synthesized as described (Sivapackiam, J., et al., Dalton Transactions 39, 5842-5850, 2010). Additionally, the second starting precursor, 2-hydroxy-3-isopropoxy-1-benzaldehyde was also obtained using a procedure described below:

3-isopropoxyphenol (1.34 mmol), anhydrous magnesium chloride (6.73 mmol), and anhydrous triethylamine (13.4 mmol) were suspended in anhydrous acetonitrile (50 mL), and suspension was stirred for 1 h at room temperature. Then, p-formaldehyde (6.72 mmol) was added to the mixture and the contents were heated at reflux for 4 h. The reaction mixture was cooled to room temperature, hydrolyzed, acidified with 10% HCl (50 mL), and extracted with ether (3  $\times$  200 mL). The combined organic extract was dried over anhydrous sodium sulfate, filtered, concentrated, and the residue was purified on silica gel GF254 (Analtech, USA) using hexanes/ethyl acetate (70/30) as eluent mixture, 57% yield.  $^1\text{H}$  NMR (300 MHz,  $\text{CDCl}_3$ )  $\delta$ : 1.28(d, 6H), 4.48 (quintet, 1H), 6.84 (t, 1H), 7.03 – 7.11 (dd, 2H), 9.81 (s, 1H), 10.87 (s, 1H);  $^{13}\text{C}$  NMR (75 MHz,  $\text{CDCl}_3$ )  $\delta$ : 22.1, 72.2, 119.6, 121.4, 122.8, 125.3, 146.5, 153.0, 196.6; MS(HRESI) Calcd for  $[\text{C}_{10}\text{H}_{12}\text{O}_3]^+$ : 163.0754; found: 163.0759.

Finally, for obtaining **2**, starting precursors, 2-Hydroxy-3-isopropoxy-1-benzaldehyde (1.80 mmol) and 1,2-ethylenediamino-bis(2,2-dimethylaminopropane) (0.90 mmol) were dissolved in ethanol (10 mL) refluxed for 45 min, and purified by methods described previously.  $^1\text{H}$  NMR (300 MHz,  $\text{CDCl}_3$ )  $\delta$ : 0.90 (s, 12H), 1.39 (d, 12H), 2.05-2.80 (m, 12H), 2.75 (bs, 2H) 4.60 (q, 2H), 6.80 (t, 2H), 6.850-6.95 (dd, 4H), 7.45 (d, 2H), 8.28(s, 2H); MS(HRESI) Calcd for  $[\text{C}_{32}\text{H}_{50}\text{N}_4\text{O}_4]$ ; 554.3832; found:  $m/z = 555.3918$ .

#### Example 9

This Example discloses a kit formulation of ligands **2** and **2A**.

**2** or **2A** (10 mg) was dissolved in ethanol (500  $\mu\text{l}$ ) and treated with potassium acetate (1 mM, 15 ml, pH 5.5) and contents were stirred in an argon flushed amber colored vial. The mixture was filtered through a nylon syringe filter (0.2  $\mu\text{M}$ ), and aliquoted into amber colored sterile vials (5 ml), and lyophilized at  $-50^\circ\text{C}$ . These kits were stored in a refrigerator for 3

months without any appreciable decomposition and used for preparation of **1** and its  $^{67}\text{Ga}$ -labeled counterpart (**1A**) or  $^{68}\text{Ga}$ -counterpart (**1B**) as described above.

#### Example 10

This example discloses formation and analysis of a crystal.

In these experiments, crystals suitable for X-ray crystallography were grown by dissolving **1** in refluxing methanol, slowly bringing solution to room temperature and extremely slow concentration of the methanol solution overnight. A single crystal with approximate dimensions  $0.28 \times 0.18 \times 0.17 \text{ mm}^3$  was mounted on a glass fiber in a random orientation. Preliminary examination and data collection were performed using a Bruker Kappa Apex II (Charge Coupled Device (CCD) Detector system, Bruker AXS, Inc., Madison, WI) single crystal X-Ray diffractometer, equipped with an Oxford Cryostream LT device.

#### Example 11

This example discloses bioassays.

All bioassays were performed as described in earlier publications. (Sivapackiam, J., et al., Dalton Transactions 39, 5842-5850, 2010; Harpstrite, S.E., et al., J. Inorg. Biochem. 101, 1347-1353, 2007; Sharma, V., et al., J. Nucl. Med. 46, 354-364 2005).

Gallium(III) agent (**1**) incorporates a compound possessing six donor atoms and results in an octahedral geometry (FIG. 1). Suitable crystals for analysis were obtained via slow evaporation of a methanol solution of the gallium(III) complex **1**. Crystal structure showed a symmetrical engagement of the four equatorial nitrogen atoms and two phenolic oxygen atoms. Upon chemical characterization using routine analytical tools such as  $^1\text{H}$  NMR, proton-decoupled  $^{13}\text{C}$  NMR, and HRMS analysis, the agent was validated via multiple bioassays *in cellulo* and *in vivo*. The radiolabeled  $^{67}\text{Ga}$ -agent (**1A**) was obtained via ligand-exchange reaction using  $^{67}\text{Ga}(\text{acac})_3$  and ligand **2** or **2A**. The product was purified via HPLC using a  $\gamma$ -radiodetector (FIG. 2) and characterized via multiple bioassays.  $^{67}\text{Ga}$ -labeled counterpart (**1A**) was evaluated via cell transport studies using human epidermal carcinoma ( $\text{Pgp}^-$ ;  $\text{Pgp}^+$ ) cells and quantitative biodistribution studies in *mdr1a/1b*<sup>-/-</sup> gene-deleted mice and their wild-type (WT) counterparts. Radiolabeled  $^{67}\text{Ga}$ -analogue (**1A**) showed high accumulation in human epidermal carcinoma drug-sensitive KB-3-1 cells ( $\text{Pgp}^-$ ), human breast carcinoma MCF-7 ( $\text{Pgp}^-$ ) cells; an inhibitor (LY335979,  $1\mu\text{M}$ ) induced accumulation in multidrug resistant (MDR,  $\text{Pgp}^+$ ) KB-8-5, KB-8-5-11 cells, and stably transfected MCF-7/MDR1 cells, thus demonstrating its ability to interrogate *Pgp*-mediated functional transport activity in cellulo (FIG. 3). In *mdr1a/1b*<sup>-/-</sup> gene-deleted mice, the  $^{67}\text{Ga}$ -metalloprobe



showed 16-fold greater brain uptake and retention compared with WT counterparts (Table 1 and Table 2). Additionally, the agent permeated the heart tissue accompanied by a facile clearance from the livers of mice (Table 1 and Table 2) and rats (Table 3), thus leading to extremely high target to background ratios (Table 4 and Table 5), showing the potential of the agent for heart perfusion imaging. Thus, molecular imaging of the functional transport activity of MDR1 Pgp (ABCB1) using the disclosed  $^{67/68}\text{Ga}$ -metalloprobe enables noninvasive monitoring of the blood-brain barrier in neurodegenerative diseases, assessment of tumors to stratify patient populations for chemotherapeutic treatments, as well as probe the presence or absence of Pgp tissues in vivo, probing depolarization of the membrane potential, and can also provide a myocardial perfusion PET/SPECT imaging agent. Additionally, our synthesis, purification, and formulation of the agent could be accomplished in less than 60 minutes.

#### Example 12

This Example illustrates NanoSPECT/CT imaging using the  $^{67}\text{Ga}$ -radiopharmaceutical (**1A**). In these experiments,  $^{67}\text{Ga}$ -radiopharmaceutical **1A** was injected intravenously into a rat tail-vein; NanoSPECT/CT images were obtained 30 min. (FIG. 4) and 250 min. (FIG. 5) post-injection. The arrows indicate heart uptake.

#### Example 13

This Example illustrates MicroPET imaging of myocardial perfusion in a rat. In these experiments,  $^{68}\text{Ga}$ -radiopharmaceutical **1B** was injected intravenously into a rat tail-vein; MicroPET images were obtained 60 min. (FIG. 6) post-injection. Note low level of signal from liver compared to the heart.

All references cited herein are incorporated by reference each in its entirety.

#### Tables

**Table 1.** Biodistribution data (%ID/g) for  $^{67}\text{Ga}$ -Agent **1a** in WT mice (n=3).

time(min) P.I.	5		15		60		120	
	Average	SEM	Average	SEM	Average	SEM	Average	SEM
blood	1.26	0.33	0.29	0.04	0.10	0.01	0.07	0.01
liver	44.95	1.24	33.80	1.80	7.44	0.44	2.90	0.24
kidneys	81.04	17.46	83.46	10.00	93.35	14.49	67.91	5.59
heart	9.21	1.64	8.37	0.98	11.98	0.74	9.81	1.90
brain	0.14	0.01	0.12	0.02	0.09	0.01	0.06	0.01

**Table 2.** Biodistribution data (%ID/g) for <sup>67</sup>Ga-Agent **1a** in mdr 1a/1b (-/-) (dKO) mice (n=3).

time(min) P.I.	5		15		60		120	
%ID/g	Average	SEM	Average	SEM	Average	SEM	Average	SEM
blood	1.54	0.22	0.64	0.10	0.34	0.03	0.19	0.05
liver	46.34	3.71	46.45	3.42	42.54	5.61	29.82	2.66
kidneys	86.12	4.33	84.19	7.62	95.60	10.38	115.23	10.09
heart	17.02	2.42	10.59	0.58	14.61	0.64	20.29	4.45
brain	1.05	0.03	0.65	0.08	0.99	0.10	0.96	0.13

**Table 3.** Biodistribution data (%ID/g) for <sup>67</sup>Ga-Agent **1a** in rats (n=3).

time(min) P.I.	5		15		60		120	
%ID/g	Average	SEM	Average	SEM	Average	SEM	Average	SEM
blood	0.175	0.016	0.041	0.003	0.028	0.003	0.012	0.002
lung	0.814	0.069	0.626	0.018	0.559	0.023	0.591	0.006
liver	2.615	0.148	0.657	0.029	0.328	0.017	0.203	0.028
kidneys	8.142	0.620	5.168	0.144	4.201	0.101	3.543	0.108
heart	1.443	0.046	1.306	0.038	1.386	0.026	1.516	0.013
brain	0.024	0.003	0.015	0.001	0.018	0.001	0.016	0.001

**Table 4.** Heart to Tissue Ratio of <sup>67</sup>Ga-Agent **1a** in rats (n=3).

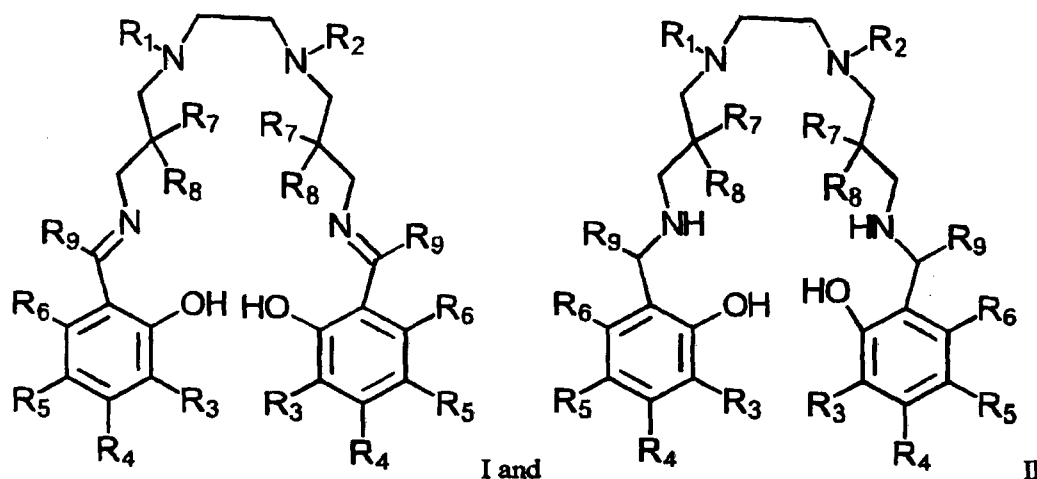
time(min) P.I.	5		60		120	
%ID/g	Average	SEM	Average	SEM	Average	SEM
Heart/Blood	8.386	0.017	49.677	4.275	138.825	32.596
Heart/Liver	0.554	0.069	4.246	0.166	7.782	1.127

**Table 5.** Heart to Tissue Ratio of <sup>67</sup>Ga-Agent **1a** in WT mice (n=3).

time(min) P.I.	5		60		120	
%ID/g	Average	SEM	Average	SEM	Average	SEM
Heart/Blood	7.772	1.13	126.918	18.45	146.618	24.53
Heart/Liver	0.206	0.04	1.617	0.12	3.526	0.88

What is claimed is:

1. A compound, chelate, complex or salt thereof comprising a structure selected from the group consisting of



wherein each of  $R_1$ ,  $R_2$ ,  $R_7$  and  $R_8$  is independently selected from the group consisting of H,  $C_1$ - $C_6$  linear alkyl,  $C_3$ - $C_6$  branched chain alkyl,  $C_3$ - $C_6$  cycloalkyl,  $C_1$ - $C_6$  linear alkoxy,  $C_3$ - $C_6$  branched chain alkoxy and  $C_3$ - $C_6$  cycloalkoxy; each of  $R_3$ ,  $R_4$ ,  $R_5$  and  $R_6$  is independently selected from the group consisting of H,  $C_1$ - $C_6$  linear alkoxy,  $C_3$ - $C_6$  branched chain alkoxy,  $C_3$ - $C_6$  cycloalkoxy,  $C_1$ - $C_6$  linear haloalkoxy,  $C_3$ - $C_6$  branched chain haloalkoxy,  $C_3$ - $C_6$  cyclohaloalkoxy,  $C_1$ - $C_6$  linear hydroxyalkoxy,  $C_3$ - $C_6$  branched chain hydroxyalkoxy,  $C_3$ - $C_6$  cyclohydroxyalkoxy, alkoxyethyl, alkoxyalkoxymethyl, alkoxyalkoxyethyl, benzyl, alkoxybenzyl, naphthyl and alkoxy-naphthyl; and  $R_9$  is selected from the group consisting of H, methylene, carbonyl, sulfur,  $C_1$ - $C_5$  linear alkyl,  $C_3$ - $C_5$  branched chain alkyl,  $C_3$ - $C_5$  cycloalkyl,  $C_1$ - $C_5$  linear alkoxy,  $C_3$ - $C_5$  branched chain alkoxy and  $C_3$ - $C_5$  cycloalkoxy, with a proviso that at least one of  $R_3$ ,  $R_4$ ,  $R_5$  and  $R_6$  is not H.

2. A compound, chelate, complex or salt thereof in accordance with claim 1, wherein each of  $R_1$  and  $R_2$  is independently selected from the group consisting of H,  $C_1$ - $C_6$  linear alkyl,  $C_3$ - $C_6$  branched chain alkyl and  $C_3$ - $C_6$  cycloalkyl.

3. A compound, chelate, complex or salt thereof in accordance with claim 1, wherein each of  $R_7$  and  $R_8$  is independently selected from the group consisting of H,  $C_1$ - $C_6$  linear alkyl and  $C_3$ - $C_6$  branched chain alkyl.

4. A compound, chelate, complex or salt thereof in accordance with claim 1, wherein each of  $R_3$ ,  $R_4$ ,  $R_5$  and  $R_6$  is independently selected from the group consisting of  $C_1$ - $C_6$  linear

alkoxy, C<sub>3</sub>-C<sub>6</sub> branched chain alkoxy, C<sub>3</sub>-C<sub>6</sub> cycloalkoxy, alkoxyalkoxyethyl, C<sub>1</sub>-C<sub>6</sub> linear fluoroalkoxy, C<sub>3</sub>-C<sub>6</sub> branched chain haloalkoxy, C<sub>3</sub>-C<sub>6</sub> cyclohaloalkoxy, C<sub>1</sub>-C<sub>6</sub> linear hydroxyalkoxy, C<sub>3</sub>-C<sub>6</sub> branched chain hydroxyalkoxy, C<sub>3</sub>-C<sub>6</sub> cyclohydroxyalkoxy, benzyl and naphthyl.

5. A compound, chelate, complex or salt thereof in accordance with claim 1, wherein each of R<sub>3</sub>, R<sub>4</sub>, R<sub>5</sub> and R<sub>6</sub> is independently selected from the group consisting of C<sub>1</sub>-C<sub>6</sub> linear alkoxy, C<sub>3</sub>-C<sub>6</sub> branched chain alkoxy, C<sub>3</sub>-C<sub>6</sub> cycloalkoxy, alkoxyalkoxyethyl, C<sub>1</sub>-C<sub>6</sub> linear haloalkoxy, C<sub>3</sub>-C<sub>6</sub> branched chain haloalkoxy, C<sub>3</sub>-C<sub>6</sub> cyclohaloalkoxy, C<sub>1</sub>-C<sub>6</sub> linear hydroxyalkoxy, C<sub>3</sub>-C<sub>6</sub> branched chain hydroxyalkoxy, C<sub>3</sub>-C<sub>6</sub> cyclohydroxyalkoxy, alkoxybenzyl and alkoxy naphthyl.

6. A compound, chelate, complex or salt thereof in accordance with claim 1, wherein each of R<sub>3</sub>, R<sub>4</sub>, R<sub>5</sub> and R<sub>6</sub> is independently selected from the group consisting of C<sub>1</sub>-C<sub>6</sub> linear alkoxy, C<sub>3</sub>-C<sub>6</sub> branched chain alkoxy, alkoxyalkoxyethyl, C<sub>1</sub>-C<sub>6</sub> linear haloalkoxy, C<sub>3</sub>-C<sub>6</sub> branched chain haloalkoxy, C<sub>1</sub>-C<sub>6</sub> linear hydroxyalkoxy and C<sub>3</sub>-C<sub>6</sub> branched chain hydroxyalkoxy.

7. A compound, chelate, complex or salt thereof in accordance with claim 1, wherein at least one of R<sub>3</sub>, R<sub>4</sub>, R<sub>5</sub> and R<sub>6</sub> is an alkoxybenzyl selected from the group consisting of an ortho-methoxybenzyl, meta-methoxybenzyl and para-methoxybenzyl.

8. A compound, chelate, complex or salt thereof in accordance with claim 1, wherein each of R<sub>3</sub>, R<sub>4</sub>, R<sub>5</sub> and R<sub>6</sub> is independently selected from the group consisting of H, C<sub>1</sub>-C<sub>6</sub> linear alkoxy, C<sub>3</sub>-C<sub>6</sub> branched chain alkoxy and C<sub>3</sub>-C<sub>6</sub> cycloalkoxy.

9. A compound, chelate, complex or salt thereof in accordance with claim 1, wherein each of R<sub>3</sub>, R<sub>4</sub>, R<sub>5</sub> and R<sub>6</sub> is independently selected from the group consisting of H and a C<sub>3</sub>-C<sub>6</sub> branched chain alkoxy.

10. A compound, chelate, complex or salt thereof in accordance with claim 1, wherein each of R<sub>3</sub>, R<sub>4</sub>, R<sub>5</sub> and R<sub>6</sub> is independently selected from the group consisting of H and isopropoxy.

11. A compound, chelate, complex or salt thereof in accordance with claim 1, wherein each of R<sub>1</sub> and R<sub>2</sub> is independently selected from the group consisting of H and methyl.

12. A compound, chelate, complex or salt thereof in accordance with claim 11, wherein each of R<sub>7</sub> and R<sub>8</sub> is a methyl.

13. A compound, chelate, complex or salt thereof in accordance with claim 12, wherein each of R<sub>3</sub>, R<sub>4</sub>, R<sub>5</sub> and R<sub>6</sub> is independently selected from the group consisting of H,

C<sub>1</sub>-C<sub>6</sub> linear alkoxy, C<sub>3</sub>-C<sub>6</sub> branched chain alkoxy, C<sub>3</sub>-C<sub>6</sub> cycloalkoxy, C<sub>1</sub>-C<sub>6</sub> linear haloalkoxy, C<sub>3</sub>-C<sub>6</sub> branched chain haloalkoxy, C<sub>3</sub>-C<sub>6</sub> cyclohaloalkoxy, C<sub>1</sub>-C<sub>6</sub> linear hydroxyalkoxy, C<sub>3</sub>-C<sub>6</sub> branched chain hydroxyalkoxy, C<sub>3</sub>-C<sub>6</sub> cyclohydroxyalkoxy, alkoxybenzyl, naphthyl and C<sub>1</sub>-C<sub>6</sub> alkoxy-naphthyl.

14. A compound, chelate, complex or salt thereof in accordance with claim 12, wherein each of R<sub>4</sub>, R<sub>5</sub> and R<sub>6</sub> is H, and R<sub>3</sub> is selected from the group consisting of C<sub>1</sub>-C<sub>6</sub> linear alkoxy, C<sub>3</sub>-C<sub>6</sub> branched chain alkoxy, C<sub>3</sub>-C<sub>6</sub> cycloalkoxy, C<sub>1</sub>-C<sub>6</sub> linear haloalkoxy, C<sub>3</sub>-C<sub>6</sub> branched chain haloalkoxy, C<sub>3</sub>-C<sub>6</sub> cyclohaloalkoxy, C<sub>1</sub>-C<sub>6</sub> linear hydroxyalkoxy, C<sub>3</sub>-C<sub>6</sub> branched chain hydroxyalkoxy, C<sub>3</sub>-C<sub>6</sub> cyclohydroxyalkoxy, alkoxybenzyl, naphthyl and C<sub>1</sub>-C<sub>6</sub> alkoxy-naphthyl.

15. A compound, chelate, complex or salt thereof in accordance with claim 12, wherein each of R<sub>4</sub>, R<sub>5</sub> and R<sub>6</sub> is H, and R<sub>3</sub> is selected from the group consisting of C<sub>1</sub>-C<sub>6</sub> linear alkoxy, C<sub>3</sub>-C<sub>6</sub> branched chain alkoxy and C<sub>3</sub>-C<sub>6</sub> cycloalkoxy.

16. A compound, chelate, complex or salt thereof in accordance with claim 12, wherein each of R<sub>4</sub>, R<sub>5</sub> and R<sub>6</sub> is H, and R<sub>3</sub> is selected from the group consisting of C<sub>1</sub>-C<sub>6</sub> linear alkoxy and C<sub>3</sub>-C<sub>6</sub> branched chain alkoxy.

17. A compound, chelate, complex or salt thereof in accordance with claim 12, wherein each of R<sub>4</sub>, R<sub>5</sub> and R<sub>6</sub> is H, and R<sub>3</sub> is a C<sub>3</sub>-C<sub>6</sub> branched chain alkoxy.

18. A compound, chelate, complex or salt thereof in accordance with claim 12, wherein each of R<sub>4</sub>, R<sub>5</sub> and R<sub>6</sub> is H, and R<sub>3</sub> is an isopropoxy.

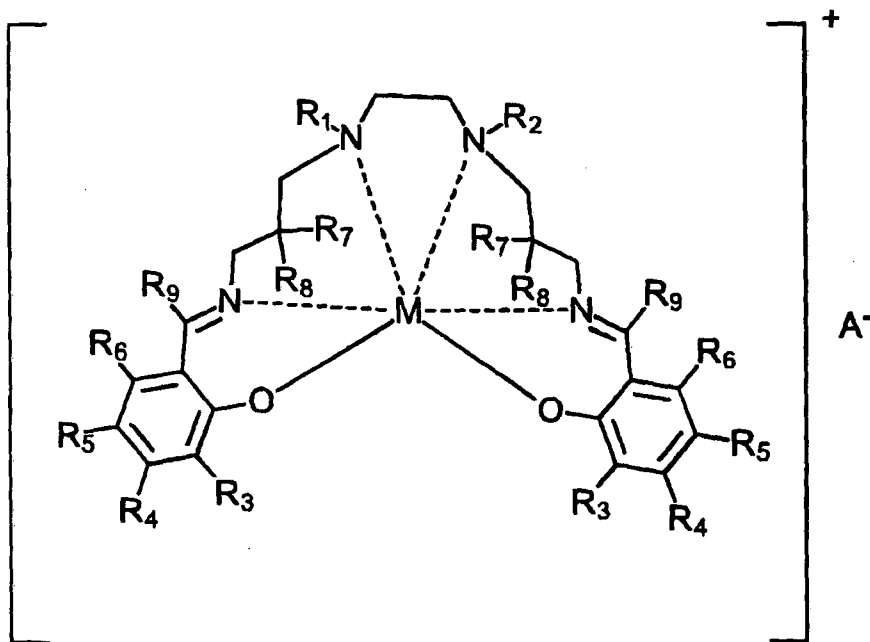
19. A compound, chelate, complex or salt thereof in accordance with claim 12, wherein each of R<sub>3</sub>, R<sub>4</sub>, R<sub>5</sub> and R<sub>6</sub> is independently selected from the group consisting of methoxymethyl, methoxyethoxyethyl, p-methoxybenzyl, benzyl, naphthyl and C<sub>1</sub>-C<sub>6</sub> alkoxy-naphthyl.

20. A compound, chelate, complex or salt thereof in accordance with claim 1, wherein each of R<sub>7</sub> and R<sub>8</sub> is independently selected from the group consisting of C<sub>1</sub>-C<sub>6</sub> linear alkyl, C<sub>3</sub>-C<sub>6</sub> branched chain alkyl, C<sub>1</sub>-C<sub>6</sub> linear alkoxy and C<sub>3</sub>-C<sub>6</sub> branched chain alkoxy.

21. A compound, chelate, complex or salt thereof in accordance with claim 1, wherein R<sub>9</sub> is selected from the group consisting of H, C<sub>1</sub>-C<sub>5</sub> linear alkyl, C<sub>3</sub>-C<sub>5</sub> branched chain alkyl and C<sub>3</sub>-C<sub>5</sub> cycloalkyl.

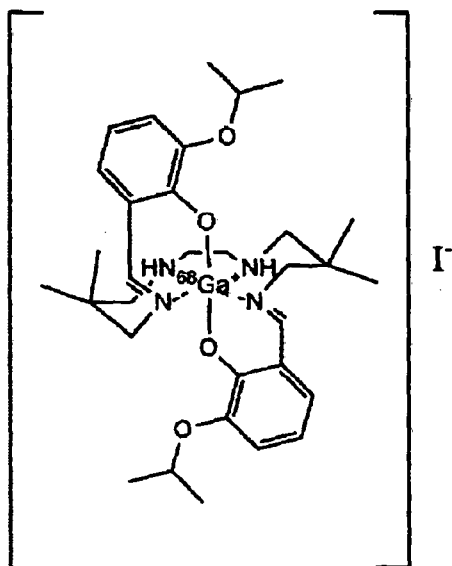
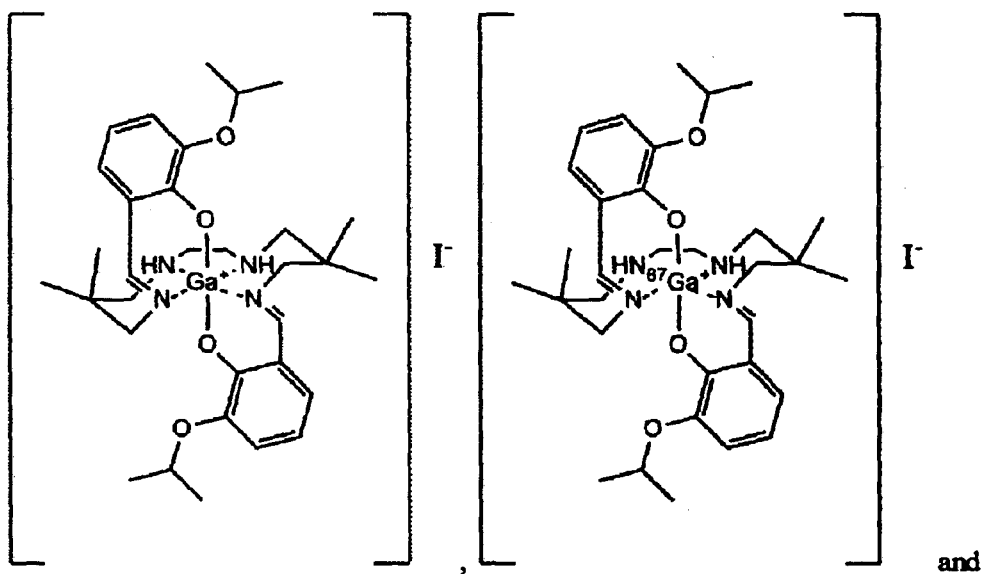
22. A compound, chelate, complex or salt thereof in accordance with claim 1, wherein R<sub>9</sub> is selected from the group consisting of C<sub>1</sub>-C<sub>6</sub> linear alkoxy and C<sub>3</sub>-C<sub>6</sub> branched chain alkoxy.

23. A complex comprising a chelate of any one of claims 1-22; and a metal ion.
24. A complex in accordance with claim 23, wherein the metal ion has a six-coordinate ionic radius between 0.50-0.85 Å.
25. A complex in accordance with claim 23, wherein the metal ion is a radionuclide.
26. A salt comprising:  
 a complex in accordance with claim 23; and  
 an anion.
27. A salt in accordance with claim 26, having structure

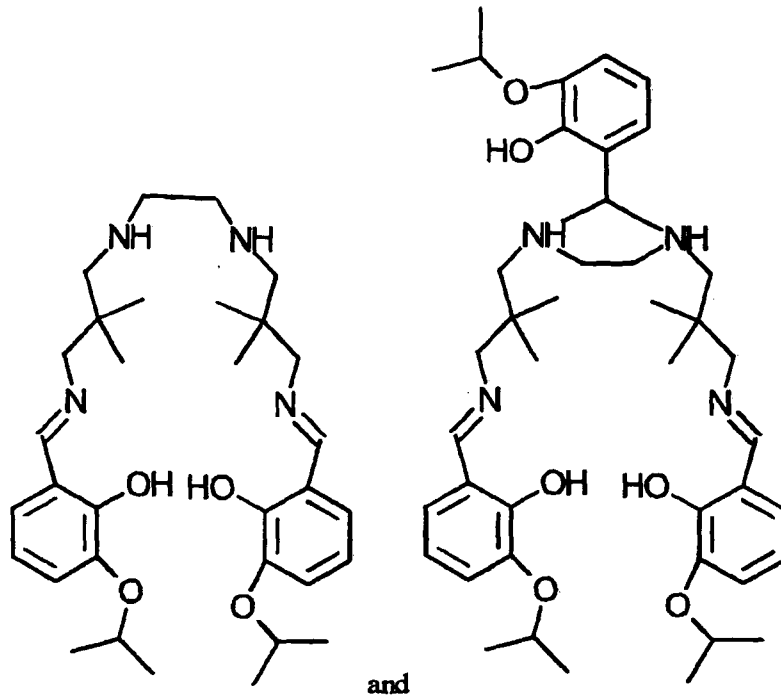


wherein M is a metal ion and A<sup>-</sup> is an anion.

28. A salt in accordance with claim 27, selected from the group consisting of



29. A chelate, a complex thereof, or a salt thereof selected from the group consisting of



30. A kit for forming a complex, comprising:

a compound, chelate, complex or salt of claim 1; and  
a metal salt comprising a metal ion and an anion.

31. A kit in accordance with claim 30, wherein the metal ion is selected from the group consisting of a gallium ion, a cobalt ion, an indium ion, an iron ion, thallium ion, a rhenium ion, a rhodium, a rubidium ion, a ruthenium ion, a strontium ion, a technetium ion, a tungsten ion, a vanadium ion, an yttrium ion, a zirconium ion and a transition metal trivalent ion.

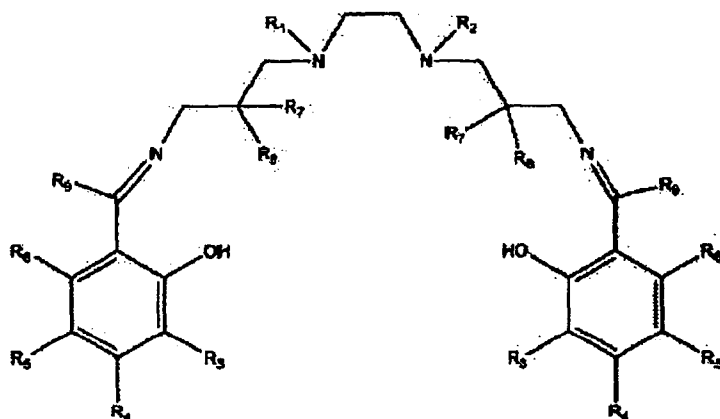
32. A kit in accordance with claim 30, wherein the transition metal trivalent ion is a lanthanide metal trivalent ion.

33. A fertilizer comprising a compound, a chelate, a complex thereof or a salt thereof in accordance with claim 1.

34. A fertilizer in accordance with claim 33, wherein the complex or salt comprises an iron ion.



35. A compound of formula



(Formula I) or

a pharmacologically acceptable complex or salt thereof, wherein:

each of  $R_1$  and  $R_2$  is independently selected from the group consisting of H, methyl, ethyl, straight chain propyl, straight chain butyl, straight chain pentyl straight chain hexyl, branched chain propyl, branched chain butyl, branched chain pentyl and branched chain hexyl;

each of  $R_3$ ,  $R_4$ ,  $R_5$ , and  $R_6$  is independently selected from the group consisting of H, methyl, ethyl, straight chain propyl, branched chain propyl, straight chain butyl, branched chain butyl, straight chain pentyl, branched chain pentyl, straight chain hexyl and branched chain hexyl, methoxy, ethoxy, fluoroalkoxy,  $C_1$ - $C_6$  hydroxyalkoxy,  $C_1$ - $C_6$  alkoxyalkoxyethyl, straight chain propoxy, branched chain propoxy, straight chain butoxy, branched chain butoxy, straight chain pentyloxy, branched chain pentyloxy, straight chain hexyloxy and branched chain hexyloxy, methoxymethyl, methoxyethoxy ethyl, p-methoxybenzyl, benzyl, naphthyl and  $C_1$ - $C_6$  alkoxy substituted naphthyl;

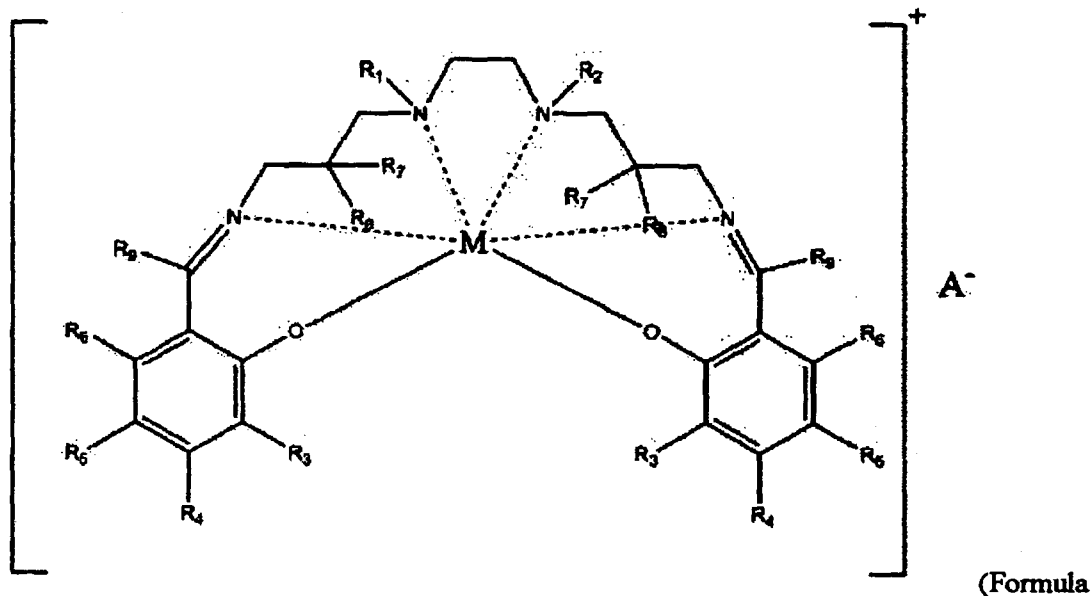
each of  $R_7$  and  $R_8$  can is independently selected from the group consisting of H, methyl, ethyl, straight chain propyl, branched chain propyl, butyl, pentyl and hexyl;

$R_9$  is selected from the group consisting of H, methyl, ethyl, straight chain propyl, and a branched alkyl selected from the group consisting of isopropyl, isobutyl, isopentyl tert-butyl and tert-pentyl,

with a proviso that at least one of  $R_1$ ,  $R_2$ ,  $R_3$ ,  $R_4$ ,  $R_5$ ,  $R_6$ ,  $R_7$ ,  $R_8$  and  $R_9$  is not H.

36. A compound or a pharmacologically acceptable complex or salt thereof in accordance with claim 35, wherein at least one of  $R_3$ ,  $R_4$ ,  $R_5$ , and  $R_6$  is not H.

37. A salt of formula



II) wherein:

each of  $R_1$  and  $R_2$  is independently selected from the group consisting of H, methyl, ethyl, straight chain propyl, straight chain butyl, straight chain pentyl, straight chain hexyl, branched chain propyl, branched chain butyl, branched chain pentyl and branched chain hexyl;

each of  $R_3$ ,  $R_4$ ,  $R_5$ , and  $R_6$  is independently selected from the group consisting of H, methyl, ethyl, straight chain propyl, branched chain propyl, straight chain butyl, branched chain butyl, straight chain pentyl, branched chain pentyl, straight chain hexyl and branched chain hexyl, methoxy, ethoxy, fluoroalkoxy, hydroxyalkoxy,  $C_1$ - $C_6$  alkoxyalkoxyethyl, straight chain propoxy, branched chain propoxy, straight chain butoxy, branched chain butoxy, straight chain pentyloxy, branched chain pentyloxy, straight chain hexyloxy and branched chain hexyloxy, methoxymethyl, methoxyethoxy ethyl, p-methoxybenzyl, benzyl, naphthyl and  $C_1$ - $C_6$  alkoxy substituted naphthyl;

each of  $R_7$  and  $R_8$  is independently selected from the group consisting of H, methyl, ethyl, straight chain propyl, branched chain propyl, butyl, pentyl and hexyl;

$R_9$  is selected from the group consisting of H, methyl, ethyl, straight chain propyl, and a branched alkyl selected from the group consisting of isopropyl, isobutyl, isopentyl, tert-butyl and tert-pentyl;

M is a metal ion;

A<sup>-</sup> is an anion;

with a proviso that at least one of R<sub>1</sub>, R<sub>2</sub>, R<sub>3</sub>, R<sub>4</sub>, R<sub>5</sub>, R<sub>6</sub>, R<sub>7</sub>, R<sub>8</sub> and R<sub>9</sub> is not H.

38. A salt in accordance with claim 37, wherein at least one of R<sub>3</sub>, R<sub>4</sub>, R<sub>5</sub>, and R<sub>6</sub> is not H.

39. A kit for forming a radioactive agent comprising:

a compound of claim 36; and

a metal salt comprising a radioactive metal ion.

40. A kit in accordance with claim 39, further comprising instructions for mixing the compound and the metal salt under conditions that form a radiometric complex suitable for application as an imaging agent.

Fig.1

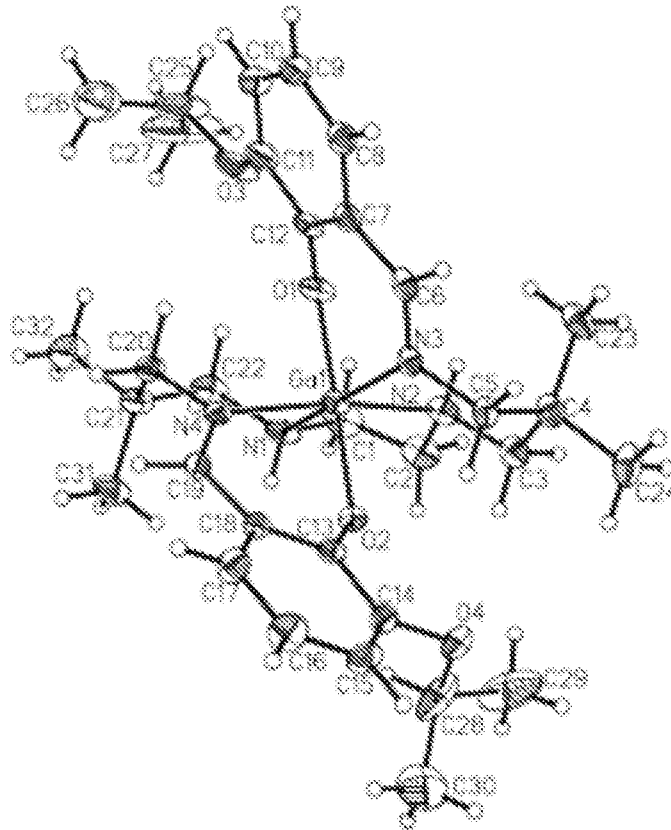


Fig.2

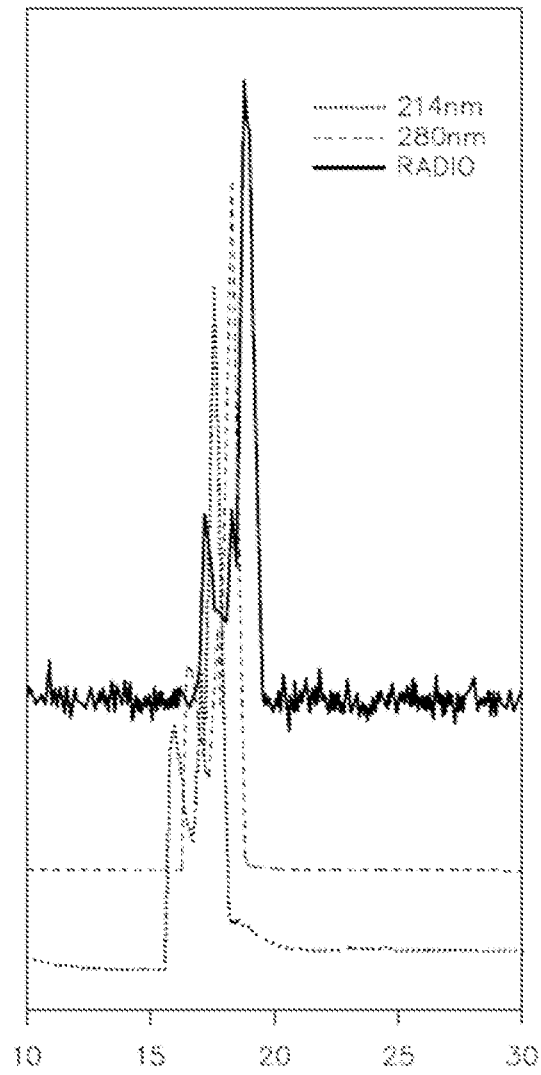


Fig.3

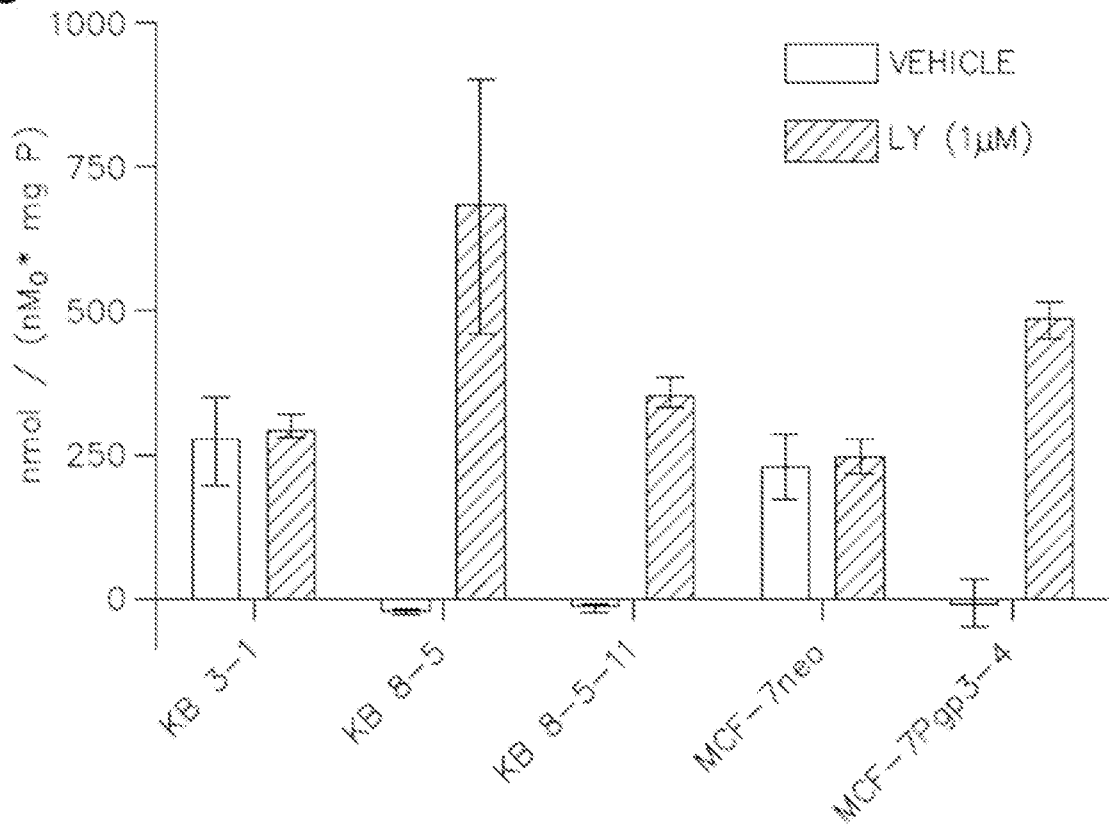


Fig.4

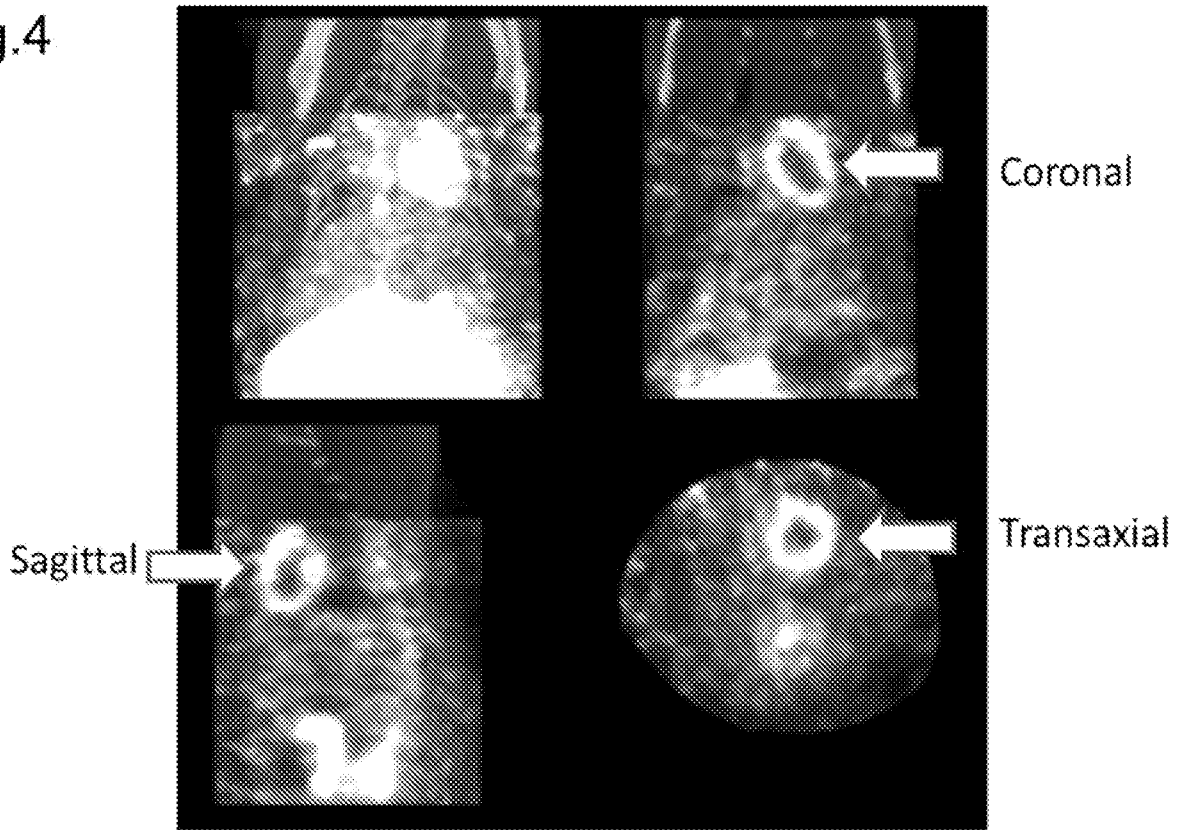


Fig.5

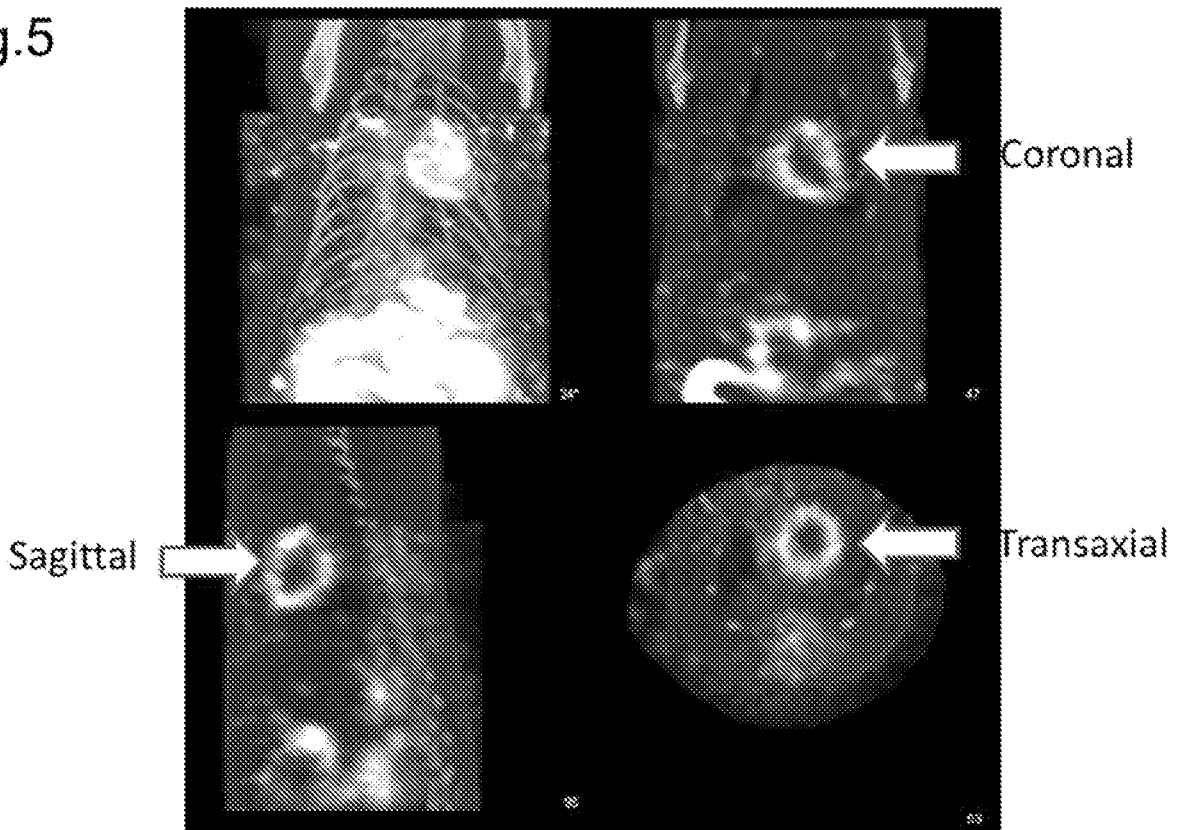


Fig.6

